



Klinikum rechts der Isar



Technische Universität München

© Paul Rommer | fotolia.com



9th ISSS

International Surgical
Sleep Society Meeting

5-7 APRIL 2018 | MUNICH

PROGRAM

Under the auspices of:



Endorsed by:



ERS
EUROPEAN
RESPIRATORY
SOCIETY

26th ANNUAL MEETING



GERMAN SLEEP SOCIETY
(DGSM)

SLEEP IS MEDICINE!



© # 399557692/Sergey Nivens - shutterstock.com

NUREMBERG 2018
11-13 OCTOBER

Programme

Keynote and opening lectures

Scientific symposia

Oral and poster presentations

Training courses

Training courses especially for TA

Young scientists symposium

Industrial exhibition

Industrial symposia

Meetings of DGSM work groups

Abstract deadline: 15 May 2018

Early bird registration: 15 July 2018

www.dgsm-kongress.de

Organization	4
Welcome notes	5
Faculty	8
Program overview	
Thursday, 5 April	9
Friday, 6 April	10
Saturday, 7 April	11
Scientific program	
Thursday, 5 April	12
Friday, 6 April	14
Saturday, 7 April	22
ePoster presentations	
Friday, 6 April	33
Lunch symposia	38
General information	40
Accommodation, certification	42
Cloakroom, opening hours, Internet	44
Publication of abstracts	44
Conference app	44
Catering, travel planning	46
Map of the venue	48
General hints for authors and presenters	49
Sponsors, exhibitors and media cooperation	50
Plan of exhibition area	51
Social and cultural program	52
Index of authors and chairs	54
Restaurant recommendations	57
City map	58

Design and layout

Layout	Krea.tif-art UG (haftungsbeschränkt)
Print	siblog – Gesellschaft für Dialogmarketing, Fulfillment & Lettershop mbH
Circulation	500
Editorial Deadline	13 March 2018

ORGANIZATION

Venue

Klinikum rechts der Isar
Technical University of Munich
Lecture Theatre Building (Hörsaaltrakt)
Ismaninger Straße 22 | 81675 Munich, Germany

Conference website

www.isss-munich.com

Conference chairs

Priv.-Doz. Dr. med. Clemens Heiser
Department of Otorhinolaryngology,
Head and Neck Surgery,
Klinikum rechts der Isar,
Technical University of Munich, Germany

Prof. Dr. med. Thomas Verse
Asklepios Clinic Hamburg
Department of Otorhinolaryngology, Head and Neck Surgery

Hosting society

International Surgical Sleep Society



Conference organization

Conventus Congressmanagement & Marketing GmbH
Tina Markert
Carl-Pulfrich-Str. 1 | 07745 Jena(DE)
Phone +49 3641 31 16-367 | Fax +49 3641 31 16-242
tina.markert@conventus.de | www.conventus.de

Auspices and endorsement

European Respiratory Society (ERS)



German Society of Oto-Rhino-Laryngology,
Head and Neck Surgery (DG HNO)



German Sleep Society (DGSM)





Dear colleagues and friends,

It is our great honor to host the International Surgical Sleep Society Meeting (ISSS) 2018 in Munich (Germany) from 5–7 April 2018, and we hereby gladly invite you to participate in this unique event.

The meeting is focused on the pathophysiology of Obstructive Sleep Apnea (OSA) and its treatment options. You will be able to attend a range of live educational events involving key opinion leaders, scientific abstracts, case discussions and technical tips, within different workshops.

In addition, this is also an excellent opportunity to explore the Bavarian capital city Munich and capture the real “Bavarian” feeling. The venue is located directly in the city, so that you can explore the historical downtown with various famous sights for example the “Marienplatz”, “Viktualienmarkt” or the “Maximilianstraße”.

The social evening will be held in the “Hofbräukeller” with assorted delicious Bavarian food and beverages.

So join us and take part in this outstanding event, participate at the ISSS 2018 meeting.

We are looking forward to welcome you in Munich!

Handwritten signature of Clemens Heiser & Thomas Verse.

Clemens Heiser & Thomas Verse
Conference chairs



Dear colleagues,

increasing numbers of patients with sleep associated health disorders point to the emerging importance of sleep medicine. The upcoming International Surgical Sleep Society Meeting (ISSS) 2018 in Munich documents the broad spectrum of topics associated with this important multidisciplinary field of medicine. Participants will find talks to predisposition, epidemiology, diagnostics, as well as current and future treatment options.

It is a great honour and pleasure that members from the German Society of Otorhinolaryngology, Head and Neck Surgery, organize the meeting, having the greatest possible support from our society.

Modern life offers so many opportunities that making good choices is important to stay in healthy shape... so make good choices in food, in physical activities, in the work life balance, the choice of good sleep and the choice of excellent conferences to attend. Actively taking part in the International Surgical Sleep Society Meeting (ISSS) 2018 certainly is such a good choice.

I wish the conference all the best success in deepening multidisciplinary friendship and science.

Kind regards

A handwritten signature in black ink, reading 'Wollenberg' in a cursive script.

Barbara Wollenberg
President German Society of Oto-Rhino-Laryngology, Head and Neck Surgery



Dear colleagues,

We welcome you to the 9th International Surgical Sleep Society (ISSS) meeting which is held this year in Munich, Germany. We are happy that you decided to come to the nice city of Munich for this international meeting.

In Germany we have a strong interdisciplinary Society on Sleep Research which includes the disciplines of Pneumology, Cardiology, Neurology, Psychiatry, ENT, Maxillo-mandibular surgery, Pediatrics, Psychology.

The ISSS is organized by two esteemed members of the German Sleep Society, Priv.-Doz. Dr. C. Heiser and Prof. Dr. T. Verse. Both are very active in the German Sleep Society in promoting the ENT discipline and surgical interventions as an important option among the treatment modalities for Obstructive Sleep Apnea.

With the interdisciplinary approach for sleep medicine in mind we are happy to see your special topic conference with new research results and review reports.

From the exciting program we see that you take care of our broad approach and we hope that you enjoy the conference and the town of Munich and Germany as well.

Enjoy your stay in our country,

A handwritten signature in black ink, appearing to read 'Alfred Wiater'.

Alfred Wiater
President German Sleep Society (DGSM)

A handwritten signature in black ink, appearing to read 'Th. Penzel'.

Thomas Penzel
Secretary German Sleep Society (DGSM)

- Peter Baptista (Pamplona/ES)
 Linda Benoist (Amsterdam/NL)
 Marc Blumen (Paris/FR)
 Maurits Boon (Philadelphia, PA/US)
 Robson Capasso (Palo Alto, CA/US)
 Marina Carrasco-Llatas (Valencia/ES)
 Victor Certal (Ovar/PT)
 Frédéric Chabolle (Suresnes/FR)
 Shintaro Chiba (Kawasaki-city/JP)
 Christel de Raaff (Amsterdam/NL)
 Andrea De Vito (Forli/IT)
 Nico de Vries (Amsterdam/NL)
 Mark DeAgostino (New Haven, CT/US)
 Raj Dedhia (Atlanta, GA/US)
 Karl Doghramji (Philadelphia, PA/US)
 Bruno Duarte (Campinas/BR)
 Danny Eckert (Randwick, Sydney/AU)
 Günther Edenharter (Munich/DE)
 Joachim Ficker (Nuremberg/DE)
 Matthias Frerick (Munich/DE)
 Danielle Friberg (Uppsala/SE)
 Mustafa Gerek (Ankara/TR)
 Boyd Gillespie (Memphis, TN/US)
 Clemens Heiser (Munich/DE)
 Michael Herzog (Cottbus/DE)
 Benedikt Hofauer (Munich/DE)
 Winfried Hohenhorst (Essen/DE)
 Martin Hopp (Los Angeles, CA/US)
 Karl Hörmann (Mannheim/DE)
 Colin Huntley (Philadelphia, PA/US)
 Stacey L. Ishman (Cincinnati, OH/US)
 Eric Kezirian (Los Angeles, CA/US)
 Bhik Kotecha (London/GB)
 Ioannis Koutsourelakis (Athens/GR)
 Thomas Kühnel (Regensburg/DE)
 Hsin-Ching Lin (Kaohsiung City/TW)
 Stanley Yung-Chuan Liu (Stanford, CA/US)
 Rodolfo Lugo-Saldaña (Monterrey/MX)
 Stuart MacKay (Wollongong/AU)
 Joachim T. Maurer (Mannheim/DE)
 Sam Mickelson (Atlanta, GA/US)
 Ron B. Mitchell (Dallas, TX/US)
 Nestor Montesdeoca (Madrid/ES)
 Filippo Montevecchi (Forli/IT)
 Itsuo Nakajima (Tochigi-ken,
 Shimotsuga-gun/JP)
 Nikolaus Netzer (Bad Aibling/DE)
 Peter O'Connor (Ramstein/DE)
 Ewa Olszewska (Bialystok/PL)
 Kenny P. Pang (Singapore/SG)
 Václav Pavelec (Plzen/CZ)
 Thomas Penzel (Berlin/DE)
 Pierre Philip (Bordeaux/FR)
 Wolfgang Pirsig (Ulm/DE)
 Winfried Randerath (Solingen/DE)
 Madeline Ravesloot (Amsterdam/NL)
 Philippe Rombaux (Brussels/BE)
 Brian Rotenberg (London/CA)
 Ryan Soose (Pittsburgh, PA/US)
 Armin Steffen (Lübeck/DE)
 Boris A. Stuck (Marburg/DE)
 Maria V. Suurna (New York, NY/US)
 Erica Thaler (Philadelphia, PA/US)
 Song Tar Toh (Singapore/SG)
 Peter van Maanen (Amsterdam/NL)
 Olivier M. Vanderveken (Antwerpen,
 Edegem/BE)
 Johan Verbraecken (Edegem/BE)
 Thomas Verse (Hamburg/DE)
 Claudio Vicini (Forli/IT)
 Patty Vonk (Amsterdam/NL)
 Ed Weaver (Seattle, WA/US)
 Silke Anna T. Weber (Botucatu/BR)
 Holger Woehrle (Ulm/DE)
 B. Tucker Woodson (Milwaukee, WI/US)
 Kathleen Yaremchuk (Detroit, MI/US)
 Fahri Yildiz (Cologne/DE)
 Edilson Zancanella (Indaiatuba/BR)

Lecture hall B	Lecture hall C	Seminar room 1
<p>09:00–16:00</p> <p>Pre-Course</p> <p>Training in upper airway stimulation with 3D live-implant</p> <p>p. 12</p>	<p>09:00–13:00</p> <p>Pre-Course</p> <p>Training and cases in decision making – Which treatment is suitable for which patient?</p> <p>p. 13</p>	<p>09:30–15:30</p> <p>Pre-Course</p> <p>DISE – Training course</p> <p>p. 13</p>

Lecture hall A	Lecture hall B	Lecture hall C	Foyer
09:00–09:15			
Welcome reception p. 14			
09:15–10:30			
Symposium 1 Landscapes in OSA 2018 p. 14			
Coffee break and industrial exhibition			
11:00–12:30	11:00–12:30		
Symposium 2 Individualizing OSA treatment: beyond CPAP for all p. 15	Short talks Tongue base and nose p. 15		
	12:40–13:25	12:40–13:25	
	Lunch symposium p. 38	Lunch symposium p. 38	
13:30–15:00	13:30–15:00		
Symposium 3 CPAP and its future in a world of diversified OSA treatments p. 17	Symposium 4 The role of the nose in the upper airway p. 17	14:00–15:00 Sleep surgery in Asia, past and now p. 18	
Coffee break and industrial exhibition			
15:30–17:00	15:30–17:00	15:30–17:00	
Symposium 5 Surgical modifications of the soft palate and snoring p. 18	Short talks Upper airway stimulation p. 19	Short talks General OSA p. 20	
	17:05–17:35		17:05–17:45
	Panel discussion: XII implant side effects, adverse outcomes & complications p. 21		Guided ePoster session p. 33
17:50–18:20			
Symposium 6 The history surgery for sleep apnea in Germany and Europe p. 21			
18:20–19:20			
Keynote lecture Pathway to target therapy in different phenotypes of OSA p. 21			
from 19:30 Social evening in the "Hofbräukeller München"			p. 52

Lecture hall A	Lecture hall B	Lecture hall C
09:00–10:30 Symposium 7 Tongue base p. 22	09:00–10:30 Symposium 8 Surgical modifications of the soft palate in OSA p. 22	09:00–10:30 Short talks Diagnostic in sleep apnea & drug-induced sleep endoscopy (DISE) I p. 23
Coffee break and industrial exhibition		
11:00–12:30 Symposium 9 Hypoglossal nerve stimulation / Upper airway stimulation in OSA p. 24	11:00–12:30 Symposium 10 Oral appliance & maxillomandibular advancement (MMA) p. 25	11:00–12:30 Short talks Drug-induced sleep endoscopy (DISE) II & nose p. 25
Lunch break and industrial exhibition		
13:30–15:00 Symposium 11 Combined treatments with multi-level surgery – The recipe for success? p. 27	13:30–15:00 Short talks Soft palate I p. 27	13:30–15:00 Short talks Multi-level surgery p. 28
Coffee break and industrial exhibition		
15:30–16:45 Symposium 12 Pediatric sleep disordered breathing (SDB) – role of conservative and surgical therapies p. 30	15:30–16:45 Short talks Soft palate II & pathophysiology p. 31	
16:45–17:00 Fare well, next meeting p. 32		

Short talks
Symposia
General
Lunch symposia
Panel discussion
ePoster session
Social program
Pre-courses

A separate registration for all three pre-courses is necessary. Please register online at www.isss-munich.com.

09:00–16:00 Pre-course

Lecture hall B **Training in upper airway stimulation with 3D live-implant**

Course directors Clemens Heiser (Munich/DE), Peter Baptista (Pamplona/ES)
Armin Steffen (Lübeck/DE), Olivier M. Vanderveken (Antwerpen, Edegem/BE)
Benedikt Hofauer, Markus Wirth (Munich/DE), Thomas Verse (Hamburg/DE)

09:00 Anatomical backgrounds and the nerve diversity
Clemens Heiser (Munich/DE)

09:30 Function of airway stimulation on the upper pharynx
Thomas Verse (Hamburg/DE)

Patient selection

10:00 General patient characteristics for implant
Peter Baptista (Pamplona/ES)

10:15 DISE as a screening or tool – or something else?
Peter Baptista (Pamplona/ES)

Implant procedure

11:00 Theoretically
Armin Steffen (Lübeck/DE)

11:30 Live Implantation
Clemens Heiser, Markus Wirth, Benedikt Hofauer (Munich/DE)

13:00–14:00 Lunch break

Postoperative care

14:00 Patient activation (real cases)
Olivier M. Vanderveken (Antwerpen, Edegem/BE)

14:30 Tongue motions and its clinical outcome
Olivier M. Vanderveken (Antwerpen, Edegem/BE)

15:00 Titration in the sleep lab (advanced titrations)
Benedikt Hofauer (Munich/DE)

15:30 Trouble shooting with patients
Benedikt Hofauer (Munich/DE)

09:00–13:00	Pre-course
Lecture hall C	Training and cases in decision making – Which treatment is suitable for which patient?
Course directors	Thomas Verse (Hamburg/DE), Boris A. Stuck (Marburg/DE) Joachim T. Maurer (Mannheim/DE), Nico de Vries (Amsterdam/NL)
09:30–15:30	Pre-course
Seminar room 1	DISE – Training course
Course directors	Marina Carrasco-Llatas (Valencia/ES), Andrea De Vito (Forli/IT) Winfried Hohenhorst (Essen/DE), Günther Edenharter (Munich/DE) Michael Herzog (Cottbus/DE)
09:30	The need of DISE (Pro and Cons) Winfried Hohenhorst (Essen/DE)
10:00	Changes in the sleep architecture and upper airway during natural sleep and sedation Günther Edenharter (Munich/DE)
10:30	DISE – concept, indications, contraindications and reliability/validity Andrea De Vito (Forli/IT)
11:00	How to do it (maneuvers, oral devices and classifications of the findings) Marina Carrasco-Llatas (Valencia/ES)
11:30	Results of DISE – changes in therapeutic procedure Michael Herzog (Cottbus/DE)
12:00–13:00	Lunch break
13:00	Pediatric DISE Winfried Hohenhorst (Essen/DE)
13:15	Analysis of DISE induced snoring sounds Michael Herzog (Cottbus/DE)
13:35–15:30	Clinical cases Live DISE and videos

09:00–09:15 Welcome reception

Lecture hall A

Chairs Clemens Heiser (Munich/DE), Thomas Verse (Hamburg/DE)

09:00 Welcome note of the conference chairs
Clemens Heiser (Munich/DE), Thomas Verse (Hamburg/DE)

09:02 Welcome note of the president of the International Surgical Sleep Society (ISSS)
Stacey L. Ishman (Cincinnati, OH/US)

09:05 Welcome note of the president of the German Sleep Society (DGSM)
Alfred Wiater (Cologne/DE)

09:10 Welcome note of a representative of the German Society of Otorhinolaryngology, Head and Neck Surgery (DG HNO)
Karl Hörmann (Mannheim/DE)

09:15–10:30 Symposium 1

Lecture hall A

Chairs **Landscapes in Obstructive Sleep Apnea (OSA) 2018**
Clemens Heiser (Munich/DE), Thomas Verse (Hamburg/DE)

09:15 Redefining OSA – what else than airway obstructions and daytime sleepiness?
Joachim T. Maurer (Mannheim/DE)

09:30 Setting up a multidisciplinary sleep medicine program: the Jefferson model
Karl Doghramji (Philadelphia, PA/US)

09:45 How to increase ENT presence in sleep medicine
Edilson Zancanella (Indaiatuba/BR)

10:00 Clinical endpoints in OSA – how to measure success
Kenny P. Pang (Singapore/SG)

10:15 OSA, anesthesia and bariatric surgery
Christel de Raaff (Amsterdam/NL)

10:30–11:00 Coffee break in the industrial exhibition

11:00–12:30

Lecture hall A
Chairs**Symposium 2****Individualizing OSA treatment – beyond CPAP for all**

Andrea De Vito (Forli/IT), Bruno Duarte (Campinas/BR)

11:00

Conservative therapies in recent treatment guidelines:
the ENTs perspective

Boris A. Stuck (Marburg/DE)

11:15

Surgical therapies in recent treatment guidelines:
the Pulmonologists perspective

Johan Verbraecken (Edegem/BE)

11:30

The role of DISE in individualized OSA treatments

Marc Blumen (Paris/FR)

11:40

Update on the EUROPEAN position paper in DISE

Marina Carrasco-Llatas (Valencia/ES)

11:50

DISE and maneuvers during DISE

Madeline Ravesloot (Amsterdam/NL)

12:00

Round-table discussion: Is DISE accurate enough for procedure selection?
How to connect ENT and pulmonology for an improved therapy selection?

11:00–12:30

Lecture hall B
Chairs**Short talks****Tongue base and nose**

Ira Sanders (Pittsburgh, PA/US), Xiangmin Zhang (Guangzhou/CN)

11:00

1

Role of static versus dynamic tongue base evaluation in decision making
in tongue base surgery in Obstructive Sleep Apnea patients

Ahmed Elsobky (Mansoura/EG)

11:10

2

Corrective procedures of the tongue base using Shaver and plasma-PK
techniques in the treatment of snoring and sleep apnea – own experienceMichał Michalik, Wiesław Konopka, Agata Gerwel (Warsaw/PL)

11:20

3

A novel surgical procedure for Obstructive Sleep Apnea by adjustable
lingual septum suspension

Xiangmin Zhang (Guangzhou/CN)

11:30 4	Adjustable tongue suspension combined with uvulopalatopharyngoplasty for treatment of severe Obstructive Sleep Apnea Xiangmin Zhang (Guangzhou/CN)
11:40 5	Role of endoscopic midline glossectomy in Obstructive Sleep Apnea management Susan K. Sebastian (Delhi/IN)
11:50 6	Feasibility trial of a novel device, the linguaflex tongue retractor (LTR), for tongue base suspension to treat Obstructive Sleep Apnea (OSA) Ira Sanders (Pittsburgh, PA/US), Peter Catalano (Boston, MA/US) Balwinder Singh (Putrajaya/MY), Asif Amirali Jon Buzzard (Pittsburgh, PA/US)
12:00 7	New technique of Hyo-mandibular suspension in the treatment of Obstructive Sleep Apnea – a preliminary study <u>Yongwan Kim</u> , Myoungjoo Kang, Seong Kook Park Jun-Ook Park (Busan/KR)
12:10 8	Biomechanical and stress distribution effects of maxillary expansion methods (SARPE, MARPE, DOME) using finite element modeling <u>Yu Feng Chen</u> (Kaohsiung/TW), Audrey Yoon (Los Angeles, CA/US) Stanley Yung-Chuan Liu (Palo Alto, CA/US), Hung Chih Chang Yung Chuan Chen (Tainan/TW)
12:20 9	How OSAHS patient looks like <u>Nuria Pérez-Martín</u> , Gabriela Bosco, Guillermo Plaza Mayor (Fuenlabrada/ES)
12:40–13:25 Lecture hall B	Lunch symposium see page 38
12:40–13:25 Lecture hall C	Lunch symposium see page 38

13:30–15:00

Lecture hall A
Chairs**Symposium 3****CPAP and its future in a world of diversified OSA treatments**

Thomas Penzel (Berlin/DE), Claudio Vicini (Forli/IT)

13:30

State of the art – different modes of PAP and its future developments

Thomas Penzel (Berlin/DE)

13:45

Clinical efficacy of CPAP machines – All the same?

Holger Woehrle (Ulm/DE)

14:00

Improving outcomes with combined treatments – CPAP and surgery (ENTs perspective)

Joachim T. Maurer (Mannheim/DE)

14:10

CPAP intolerance – the psychiatrist's perspective

Pierre Philip (Bordeaux/FR)

14:20

OSA and driving – the new EU directive and its implementation status

Winfried Randerath (Solingen/DE)

14:30

Round-table: Discussion and ask the experts

13:30–15:00

Lecture hall B
Chairs**Symposium 4****The role of the nose in the upper airway**

Sam Mickelson (Atlanta, GA/US), Philippe Rombaux (Brussels/BE)

13:30

Pathophysiology – nose and sleep disordered breathing

Maria V. Suurna (New York, NY/US)

13:45

Subjective and objective outcome of nasal surgery for sleep disordered breathings SDB

Colin Huntley (Philadelphia, PA/US)

14:00

Nose and PAP – improving adherence with combination treatments

Brian Rotenberg (London, Ontario/CA)

14:10

Is the evaluation of the nose really important in OSA?

10

Literature review and clinical experience

Alessandro Bucci (Senigallia/IT)

14:20

The role of allergies in SDB

Ioannis Koutsourelakis (Athens/GR)

14:30

Round-table: Discussion and ask the experts

14:00–15:00 Sleep surgery in Asia, past and now

Lecture hall C

Chairs

Itsuo Nakajima (Tochigi-ken, Shimotsuga-gun/JP)

Shintaro Chiba (Kawasaki-city/JP)

14:00 History of Asian sleep surgery including palatal surgery

11

Itsuo Nakajima (Tochigi-ken, Shimotsuga-gun/JP)

14:15 Transoral robotic surgery in Asian

12

Toh Song Tar (Singapore/SG)

14:30 Skeletal surgery in Asia

13

Cheng-Hui Lin (Taoyuan/TW)

14:45 Future perspective of surgical treatment strategy in Asia

14

Chan Soon Park (Suwon/KR)

15:00–15:30 Coffee break in the industrial exhibition

15:30–17:00 Symposium 5

Lecture hall A

Chairs

Surgical modifications of the soft palate and snoring

B. Tucker Woodson (Milwaukee, WI/US), Thomas Kühnel (Regensburg/DE)

15:30 Update on indications for surgical modifications of the soft palate for snoring

Kathleen Yaremchuk (Detroit, MI/US)

15:45 How to measure and analyze snoring

Thomas Kühnel (Regensburg/DE)

16:00 Recent developments in palatal surgery for snoring

Ewa Olszewska (Bialystok/PL)

16:10 Sleep tech and OSA – an update

Robson Capasso (Palo Alto, CA/US)

16:20 New surgical techniques of the soft palate – what we have learned from the past

Peter O'Connor (Ramstein/DE)

16:30 Round-table: Discussion and ask the experts

15:30–17:00

Lecture hall B
Chairs

Short talks

Upper airway stimulation

Nikolaus Netzer (Bad Aibling/DE), Kerstin Rohde (Hamburg/DE)

15:30

15

The role of UPPP in outcomes of upper-airway stimulation therapy in patients with Obstructive Sleep Apnea

Nils Abrams, Katrin Hasselbacher, Barbara Wollenberg (Lübeck/DE)

Maria V. Suurna (New York, NY/US), Armin Steffen (Lübeck/DE)

15:40

16

Upper airway stimulation for OSA treatment – potential benefits on metabolism

Armin Steffen, Rodrigo Chamorro, Laura Buyny, Katrin Hasselbacher

Barbara Wollenberg, Hendrik Lehnert, Anne Windjäger

Sebastian Schmid (Lübeck/DE)

15:50

17

Upper airway stimulation in Obstructive Sleep Apnea – Can radiological cuff control predict tongue movement?

Katrin Hasselbacher, Anna-Sophie Wozny, Jan-Peter Goltz, Inke R. König

Barbara Wollenberg, Armin Steffen (Lübeck/DE)

16:00

18

Tips, tricks and tunneling – what we've relearned doing XII implant surgery

Martin Hopp, Daryoush Saadat (Los Angeles, CA/US)

16:10

19

Multi-institutional case series – hypoglossal nerve stimulation in three adults with Down syndrome and severe Obstructive Sleep Apnea

Carol Li (New York, NY/US), Maurits Boon (Philadelphia, PA/US)

Stacey L. Ishman (Cincinnati, OH/US), Maria V. Suurna (New York, NY/US)

16:20

20

Prevalence and clinical significance of positional Obstructive Sleep Apnea in patients treated with upper airway stimulation therapy

Jolien Beyers, Marijke Dieltjens (Antwerpen, Edegem/BE), Patty Vonk

Madeline Ravesloot (Amsterdam/NL), Marc Willems (Edegem/BE)

Johan Verbraecken, Paul Van de Heyning, (Edegem, Antwerpen/BE)

Nico de Vries (Edegem/BE, Amsterdam/NL)

Olivier M. Vanderveken (Edegem, Antwerpen/BE)

16:30

21

Selective upper airway stimulation effective in upper and lower obstructions

Markus Wirth, Benedikt Hofauer, Maximilian Bautz

Clemens Heiser (Munich/DE)

- 16:40
22 Comparison of TORS multilevel surgery versus hypoglossal nerve stimulator – a new treatment paradigm
Ashley Bauer, Cher (Xue) Zhao, Matt Spector, Paul Hoff (Ann Arbor, MI/US)
- 16:50
23 The ADHERE registry – clinical outcome, adherence and safety of selective upper airway stimulation in 12 centers worldwide
Zhaojun Zhu, Benedikt Hofauer, Clemens Heiser (Munich/DE)
- 15:30–17:00
Lecture hall C
Chairs **Short talks**
General OSA
Sandeep Bansal (Chandigarh/IN), Malte C. Saß (Hamburg/DE)
- 15:30
24 Role of transpalatal advancement pharyngoplasty in management of lateral pharyngeal wall collapse at the hypopharyngeal level in OSA patients
Ahmed Elsobky (Mansoura/EG)
- 15:40
25 High dependency care for patients after sleep apnea surgery – Is it necessary?
Wei Sian Lim, Sue Rene Soon, Ranjit Gabriel Maghera
Vijayaraj Thirunavukarasu (Singapore/SG)
- 15:50
26 Can we improve epworth sleepiness scale with an additional question
Coimbatore Praveena, Andrew Cruise, Talat Butt (Frimley, Surrey/GB)
- 16:00
27 Laryngeal Obstructive Sleep Apnea
Sandeep Bansal (Chandigarh/IN)
- 16:10
28 Safety of ambulatory surgery in patients with Obstructive Sleep Apnea
Colin Huntley, Patrick Hunt, Michael Mullen, Nicholas Taflin
Maurits Boon (Philadelphia, PA/US)
- 16:20
29 Automated sleep stage, apnea, and hypopnea scoring using deep learning
Linda Zhang, Daniel Fabbri, Raghu Upender, David Kent (Nashville, TN/US)
- 16:30
30 Surgical versus conventional weight loss therapy for Obstructive Sleep Apnea – a randomized controlled trial – quantitative and qualitative outcome
Mawaddah Azman, Ng Sze Yin, Marina Mat Baki, Abdullah Sani
Nik Ritza Kosai (Bandar Tun Razak, Cheras/MY)
- 16:40
31 Sexual quality of life and sexual health in OSA patients
Martin Hopp, Daryoush Saadat (Los Angeles, CA/US)

- 16:50
32 Which subgroup of patients with Obstructive Sleep Apnea should be screened for depression?
Josie Xu (Toronto/CA), Kenny P. Pang (Singapore/SG)
Brian Rotenberg (London/CA)
- 17:05–17:35 **Panel discussion**
Lecture hall B **XII implant side effects, adverse outcomes and complications**
Chair Martin Hopp (Los Angeles, CA/US)
Panel Maria V. Suurna (New York, NY/US)
Mark DeAgostino (New Haven, CT/US)
Maurits Boon (Philadelphia, PA/US)
Victor Certal (Ovar/PT)
Sam Mickelson (Atlanta, GA/US)
Thomas Verse (Hamburg/DE)
- 17:05–17:45 **Guided ePoster session**
Foyer see page 33
- 17:50–18:20 **Symposium 6**
Lecture hall A **The history surgery for sleep apnea in Germany and Europe**
Chairs Karl Hörmann (Mannheim/DE), Thomas Verse (Hamburg/DE)
- 17:50 The history surgery for sleep apnea in Germany and Europe
Wolfgang Pirsig (Ulm/DE)
- 18:20–19:20 **Keynote lecture**
Lecture hall A **Pathway to target therapy in different phenotypes of OSA**
Chair Eric Kezirian (Los Angeles, CA/US)
- 18:20 Phenotypic approaches to Obstructive Sleep Apnea – new pathways for targeted therapy
Danny Eckert (Randwick, Sydney/AU)
- 19:30–23:30 **Social evening in the “Hofbräukeller München”**
see page 52

09:00–10:30 **Symposium 7**

Lecture hall A

Tongue base

Chairs

Filippo Montevercchi (Forli/IT), Raj Dedhia (Atlanta, GA/US)

09:00

Update surgical anatomy for tongue base surgery

Filippo Montevercchi (Forli/IT)

09:15

Role of tongue base procedures and implants in 2018 – Is there a future for it?

Václav Pavelec (Plzen/CZ)

09:30

Value of TORS in OSA surgery

Hsin-Ching Lin (Kaohsiung City/TW)

09:40

Pitfalls in tongue base procedures

Mustafa Gerek (Ankara/TR)

09:50

Minimally invasive tongue base procedures

Rodolfo Lugo-Saldaña (Monterrey/MX)

10:00

Round-table: Discussion and ask the experts

09:00–10:30 **Symposium 8**

Lecture hall B

Surgical modifications of the soft palate in OSA

Chairs

Frédéric Chabolle (Suresnes/FR), Danielle Friberg (Uppsala/SE)

09:00

Actual role of classical UPPP procedures

Erica Thaler (Philadelphia, PA/US)

09:15

Modifications of classical UPPP procedures to improve outcome

Thomas Verse (Hamburg/DE)

09:30

Review of long-term outcomes of soft-palate surgery for OSA

Ed Weaver (Seattle, WA/US)

09:40

Soft palate or lateral pharyngeal wall – What needs to be addressed in surgical decision making?

Bhik Kotecha (London/GB)

09:50

Reasons for failures in soft palate surgery

Song Tar Toh (Singapore/SG)

- 10:00
33 A new level specific classification of the lateral pharyngeal wall collapse in OSA patients
Ahmed Elsobky (Mansoura/EG)
- 10:10 Round-table: Discussion and ask the experts
- 09:00–10:30
Lecture hall C
Chairs **Short talks**
Diagnostic in sleep apnea and drug-induced sleep endoscopy (DISE) I
Marcel Copper (Nieuwegein/NL), Eric Treutlein (Erlangen/DE)
- 09:00
34 Surgical indications for OSA – a respiratory pattern perspective
Shintaro Chiba (Kawasaki-city/JP)
- 09:10
35 Polysomnography and sleep position – A Heisenberg phenomenon?
A large scale serie
Patty Vonk, Madeline Ravesloot, Nico de Vries (Amsterdam/NL)
- 09:20
36 Unsupervised polysomnography in children – a technical and economic study
Silke Anna T. Weber, José Vicente Tagliarini, Iury Lima (Botucatu/BR)
- 09:30
37 ST2 – a valid biomarker for diagnosis and cardiovascular risk assessment in Obstructive Sleep Apnea?
Eric Treutlein, Judith Bauer, Olaf Wendler
Maximilian Traxdorf (Erlangen/DE)
- 09:40
38 Upper airway simulation for analysis of OSAS based on FEA
Lars Bonitz, Stefan Hassfeld (Dortmund/DE), Uwe Janoske (Wuppertal/DE)
Christoph Mueller, Alexander Pugachev (Grafing/DE)
- 09:50
39 Can drug-induced sleep endoscopy in children predict OSA persistence after adenotonsillectomy
Silke Anna T. Weber, Antonio Carlos Marão, Jefferson Barros
Sergio Henrique Kiemle Trindade (Botucatu/BR)
- 10:00
40 DISE with online polygraphic cardiorespiratory monitoring in OSAS patients – 100 patients prospective analysis
Riccardo Gobbi, Giovanni Cammaroto, Andrea De Vito
Giuseppe Meccariello, Filippo Monteverchi, Claudio Vicini (Forlì/IT)

10:10 41	Reliability of drug-induced sleep endoscopy – interobserver agreement according to level of training <u>Sophie Bartier</u> , Frédéric Chabolle, Marc Blumen (Suresnes/FR)
10:20 42	DISE during CPAP therapy in patients with CPAP failure Marcel Copper (Nieuwegein/NL)
10:30–11:00	Coffee break in the industrial exhibition
11:00–12:30 Lecture hall A Chairs	Symposium 9 Hypoglossal nerve stimulation/Upper airway stimulation in OSA Karl Doghramji (Philadelphia, PA/US), Armin Steffen (Lübeck/DE)
11:00	Patient selection and predictors of success 2018 Benedikt Hofauer (Munich/DE)
11:10	The role of DISE in hypoglossal stimulation Boyd Gillespie (Memphis, TN/US)
11:20	Evolving methods for hypoglossal neurostimulation Eric Kezirian (Los Angeles, CA/US)
11:30	Surgical anatomy of the hypoglossal nerve Maurits Boon (Philadelphia, PA/US)
11:40	Different systems – different techniques: What is the future of upper airway stimulation? Armin Steffen (Lübeck/DE)
11:50	Long-term outcome of upper airway stimulation and effects on cardiovascular risks Ryan Soose (Pittsburgh, PA/US)
12:00	The value of hypoglossal nerve stimulation in the portfolio of surgical OSA treatments – the pulmonologists perspective Joachim Ficker (Nuremberg/DE)
12:10	Round table: Is upper airway stimulation the future? The right technique to open the obstructive airway?

11:00–12:30 Symposium 10

Lecture hall B
Chairs

Oral appliance and maxillomandibular advancement (MMA)

Olivier M. Vanderveken (Antwerpen, Edegem/BE)
Stanley Yung-Chuan Liu (Stanford, CA/US)

11:00 Patient selection and predictors for success in MAD therapy
Olivier M. Vanderveken (Antwerpen, Edegem/BE)

11:10 Follow-up reports on intraoral negative air pressure device treated
43 patients underwent Obstructive Sleep Apnea uvulopalatopharyngoplasty
Tien Jen Liu (Taipei/TW), Wen-Yeh Hsieh (Hsinchu branch/TW)
Bo-Nien Chen (Taipei/TW), Wen-Ko Su (Hsinchu branch/TW)

11:20 Different types of MAD and their respective outcomes – Are there
any differences?
Fahri Yildiz (Cologne/DE)

11:30 MMA – Where do we stand and when should it be done?
Nestor Montesdeoca (Madrid/ES)

11:40 MMA – surgical technique by video demonstration
Nico de Vries (Amsterdam/NL)

12:00 Round table: What shows the better clinical outcomes – MAD or MMA?

11:00–12:30 Short talks

Lecture hall C
Chairs

Drug-induced sleep endoscopy (DISE) II and nose

Ying Shuo Hsu (Taipei/TW), Robert Pavelka (Baden/AT)

11:00 Optimization of drug-induced sleep endoscopy (DISE) – persistent
44 circumferential velopharyngeal collapse when head rotation in supine
position with oral appliance correlate to more severe Obstructive
Sleep Apnea
Ying Shuo Hsu (Taipei/TW)

11:10 Drug-induced sedation endoscopy without the presence of an
45 anesthesiologist
Eva Kirkegaard Kiær, Anders Bilde, Niclas Rubek
Henrik Bredahl Sørensen, Christine Møller, Anne Marie Hildebrandt
Anne Hammering, Philip Tønnesen, Christian von Buchwald
Poul Jørgen Jennum (København/DK)

- 11:20
46 Drug-induced sleep endoscopy findings in children with obesity and down syndrome
Derek Lam, Henry Milczuk, Carol Macarthur, Ericka King
Lourdes Quintanilla-Dieck (Portland, OR/US)
Edward Weaver (Seattle, WA/US)
- 11:30
47 Drug-induced sleep endoscopy – new insights of the effect and value of lateral head rotation as a screening tool in patients with positional dependent OSA
Patty Vonk, Megan van de Beek, Madeline Ravesloot
Nico de Vries (Amsterdam/NL)
- 11:40
48 Including oxygen saturation both in conducting and in classification of drug-induced sleep endoscopy
Robert Pavelka (Baden/AT)
- 11:50
49 Elimination of complete concentric collapse at the level of the palate through maxillomandibular advancement surgery for Obstructive Sleep Apnea
Chloé Kastoer (Antwerp/BE), Sara Op de Beeck, Marc Dom
Thérèse Neirinckx, Johan Verbraecken, Marc Braem (Edegem/BE)
Paul Van de Heyning (Antwerp/BE), Nasser Nadjmi
Olivier M. Vanderveken (Edegem/BE)
- 12:00
50 Remotely controlled mandibular positioning during drug-induced sleep endoscopy preceding mandibular advancement device therapy: protocol and feasibility
Chloé Kastoer, Marijke Dieltjens, Sara Op de Beeck
Paul Van de Heyning, Marc Braem
Olivier M. Vanderveken (Edegem/BE)
- 12:10
51 Sound frequency spectra of snore in relation to the site of obstruction among snoring patients in Malaysia
Nor Hafiza Qualickuz Zanan, Khairul Amir Zainuddin, Mawaddah Azman
Sharifah Ezat Wan Putih, Abdullah Sani Mohamed
Marina Mat Baki (Kuala Lumpur/MY)
- 12:20
52 Urologic quality of life and urologic health in OSA patients
Martin Hopp, Daryoush Saadat (Los Angeles, CA/US)

13:30–15:00 **Symposium 11**

Lecture hall A
Chairs

Combining treatments with multi-level surgery – the recipe for success?

Nico de Vries (Amsterdam/NL), Karl Hörmann (Mannheim/DE)

13:30 Multi-level surgery
Peter van Maanen (Amsterdam/NL)

13:45 Combination therapy – positional treatment, combined with or compared to other treatments
Linda Benoist (Amsterdam/NL)

14:00 Systematic review – surgery in patients with positional OSA
Patty Vonk (Amsterdam/NL)

14:15 Surgery and mandibular advancement devices (MAD)
Stuart MacKay (Wollongong/AU)

14:30 Round-table: Discussion and ask the experts

13:30–15:00 **Short talks**

Lecture hall B
Chairs

Soft palate I

Yassin Bahgat (Alexandria/EG), Marina Carrasco-Llatas (Valencia/ES)

13:30 Five-year outcomes of palatopharyngeal surgery in patients with
53 Obstructive Sleep Apnea Hypopnea Syndrome
Jingying Ye, Guoping Yin, Yuhuan Zhang (Beijing/CN)

13:40 The evaluation of results of expansion sphincter pharyngoplasty by
54 acoustic pharyngometry
Ahmet Emre Süslü, Hayyam Masiyev, Serdar Özer
Metin Önerci (Ankara/TR)

13:50 Retrospective analysis of 10 years of pharyngoplasty techniques
55 Marina Carrasco-Llatas, Paula Martínez-Ruiz de Apodaca
Africa de-la-Rosa, Jose Dalmau-Galofre (Valencia/ES)

14:00 Polysomnogram outcomes in children undergoing
56 adenotonsillectomy with and without concurrent pillarplasty:
a case control study
Cecille Sulman, Ryan Little (Milwaukee, WI/US)
John Faria (Rochester, NY/US)

- 14:10
57 Uvulopalatoplasty surgery using radiofrequency induced
thermotherapy (RFITT) – based on own experience
Agata Gerwel (Warsaw/PL), Wiesław Konopka (Warsaw, Łódź/PL)
Michał Michalik, Marcin Broda (Warsaw/PL)
- 14:20
58 Lateral expansion pharyngoplasty – a combined technique for
OSAS treatment
Heloisa dos Santos Sobreira Nunes
Jose Antonio Pinto (São Paulo, São Paulo/BR)
- 14:30
59 Suspension suture palatopharyngoplasty SSPP – a new surgical
technique in snoring and OSA management
Yassin Bahgat (Alexandria/EG)
- 14:40
60 Endoscopic expansion pharyngoplasty
Luis Amando García, Gabriela Muñoz (Cangas del Narcea/ES)
- 14:50
61 Long-term outcome of modified cautery-assisted palatal stiffening
operation as a treatment of Obstructive Sleep Apnea syndrome
Lit Yee Loo, Marina Mat Baki, Mawaddah Azman
Zuraidah Che' Man, Abdullah Sani Mohamed (Kuala Lumpur/MY)
- 13:30–15:00
Lecture hall C
Chairs
- 13:30
62 **Short talks**
Multi-level surgery
Jolien Beyers (Antwerpen, Edegem/BE)
Anand Raju (Coimbatore, Tamilnadu/IN)
- 13:40
63 Advantages of the multi-level bipolar radiofrequency (RF) for the
treatment of moderate Obstructive Sleep Apnea (OSA) and snoring
Andrei Marinescu (Winnenden/DE)
- 13:50
64 Hypo pharyngeal collapse in OSA -hidden areas in OSA surgery – how to
address it?
Anand Raju (Coimbatore, Tamilnadu/IN)
- 13:50
64 Single session multi-level soft tissue radiofrequency treatment as an
option in snoring/Obstructive Sleep Apnea – a pilot study on safety,
patient satisfaction and symptomatic improvement
Crystal Cheong, Vijayaraj Thirunavukarasu, Ranjit Magherra
Sue Rene Soon (Singapore/SG)

- 14:00
65 Mechanical splinting of the nasal and velopharyngeal airway for patency of the upper airway in OSA
Klaus Düring (Frechen/DE)
- 14:10
66 Longterm compliance of supine avoidance using smartphone apps in patients with positional Obstructive Sleep Apnea
Dominik A. Haas, Joachim T. Maurer (Mannheim/DE), Boris A. Stuck
Richard Birk (Marburg/DE), Ulrich J. Sommer (Mannheim/DE)
- 14:20
67 Treatment of sleep-disordered breathing with positional therapy: long-term results
Jolien Beyers, Marijke Dieltjens, Chloé Kastoer, An Boudewyns
Ilse De Volder, Ann Van Gastel, Johan Verbraecken
Wilfried De Backer, Marc Braem, Paul Van de Heyning
Olivier M. Vanderveken (Antwerpen, Edegem/BE)
- 14:30
68 Adult Obstructive Sleep Apnea syndrome and tonsil hypertrophy: Should soft palate surgery be associated with tonsillectomy?
Robin Baudouin, Marc Blumen, Cyril Chaufton
Frédéric Chabolle (Suresnes, Paris-Saclay/FR)
- 14:40
69 Vertebropharyngeal prosthesis (VPP) for treatment of Obstructive Sleep Apnea
Arman Afrashi (Izmir/TR)
- 14:50
70 The impact of postoperative CPAP therapy on the efficacy of palatopharyngeal surgery in patients with OSAHS
Guoping Yin, Jingying Ye, Yuhuan Zhang, Jinkun Xu (Beijing/CN)

15:30–16:45	Symposium 12
Lecture hall A	Pediatric sleep disordered breathings (SDB) – role of conservative and surgical therapies
Chairs	Danielle Friberg (Uppsala/SE), Stacey L. Ishman (Cincinnati, OH/US)
15:30	Perioperative monitoring for children with OSA Silke Anna T. Weber (Botucatu/BR)
15:40	Clinical symptoms in children with sleep disordered breathings (SDB): treating symptoms or improving measures? Matthias Frerick (Munich/DE)
15:50 71	Evaluation of adenoidal regrowth after adenotonsillectomy in pediatric Obstructive Sleep Apnea <u>Itsuo Nakajima</u> , Shinichi Haruna (Tochigi-ken, Shimotsuga-gun/JP)
16:00	The role of adenotonsillectomy in treatment of pediatric SDB Ron B. Mitchell (Dallas, TX/US)
16:10	Diagnostic concepts in children with SDB Victor Certal (Ovar/PT)
16:20	Round table: Translation of adult surgery in pediatric surgery: Is it possible?

15:30–16:45

Lecture hall B
Chair

Short talks

Soft palate II and pathophysiology

David Smith (Cincinnati, OH/US), Bruno Duarte (Campinas/BR)

15:30

72

Effectiveness of barbed repositioning pharyngoplasty (BRP) in different surgical settings for OSA treatment
Giovanni Cammaroto, Giuseppe Meccariello
Mohamed Saleh Rashwan, Riccardo Gobbi, Filippo Montevercchi
Andrea De Vito, Claudio Vicini (Forlì/IT)

15:40

73

Prospective multi-centre study on expansion esphincter pharyngoplasty standing alone as surgical treatment of Obstructive Sleep Apnea Hypopnea Syndrome
Guillermo Plaza (Fuenlabrada/ES), Peter Baptista (Pamplona/ES)
Carlos O'Connor (Marbella/ES), Gabriela Bosco
Nuria Pérez-Martín (Fuenlabrada/ES), Kenny P. Pang (Singapore/DE)

15:50

74

Sphincter expansion pharyngoplasty (ESP) in the treatment of patients with Obstructive Sleep Apnea/Hypopnea Syndrome (SAHS): our experience
Maria Gabriela Bosco Morales, Nuria Pérez-Martín
Guillermo Plaza Mayor (Fuenlabrada/ES)

16:00

75

Machine learning for the classification of snoring noise: the Munich Passau snore sound corpus
Christoph Janott (Berlin/DE), Maximilian Schmitt (Passau/DE)
Yue Zhang (London/GB), Kun Qian (Munich/DE), Vedhas Pandit
Zixing Zhang (Passau/DE), Clemens Heiser (Munich/DE)
Winfried Hohenhorst (Essen/DE), Michael Herzog (Cottbus/DE)
Werner Hemmert (Berlin/DE), Björn Schuller (Passau/DE, London/GB)

16:10

76

Histological comparison between fibers of the palatopharyngeal and superior pharyngeal constrictor muscles in individuals with and without Obstructive Sleep Apnea
Bruno Duarte, Michel Burihan Cahali, Luiz Ubirajara Sennes
Gilberto Guanaes Simões Formigoni
Suely Kazue Nagahashi Marie (Campinas/BR)

16:20 77	A murine model of Obstructive Sleep Apnea to study circadian dysregulation <u>David Smith</u> , Douglas von Allmen, Lauren Francey Robert Schmidt, Garrett Rogers, John Hogenesch (Cincinnati, OH/US)
16:30 78	Dinamometric measures of upper airway collapse <u>Luis Amando García</u> , Gabriela Muñoz (Cangas del Narcea/ES)
16:40	Discussion
16:45–17:00 Lecture hall A	Farewell, next meeting Farewell Thomas Verse (Hamburg/DE), Clemens Heiser (Munich/DE) Outlook 2019 Maria V. Suurna (New York, NY/US) Closing by the president of the International Surgical Sleep Society (ISSS) Stacey L. Ishman (Cincinnati, OH/US)

SAVE THE DATE

The ISSS meeting 2019

10–11 May 2019

The Marriott Marquis Times Square, New York, USA

Session	ID	page
Combined treatments, CPAP, Nose	P01–P07	33
Diagnostics in sleep	P08–P14	34
General OSA and drug-induced sleep endoscopy (DISE)	P15–P22	35
Soft palate and tongue base	P23–P29	36
Upper airway stimulation and pediatrics	P30–P37	37

Please prepare your ePoster presentation in a time frame of 5 minutes (2 minutes presentation + 3 minutes discussion).

17:05–17:45 Combined treatments, CPAP, Nose

Terminal 1

Chairs Anneclaïre Vroegop (Edegem/BE), Hyoseok Seo (Busan/KR)

17:05 Retrospective analysis of a 2-years multidisciplinary sleep centre experience

P01

Daniela Carioli, Mario Mantovani, Roberto Trojsi, Marco Mantero
Mirko Marra, Diego Rossi, Michele Romano, Eleonora Tobaldini
Nicola Montano, Lorenzo Pignataro (Milano/IT)

17:10 Oral appliance treatment in patients with persistent Obstructive Sleep Apnea after uvulopalatopharyngoplasty

P02

Anneclaïre Vroegop, Marc Braem (Edegem/BE)
Evert Hamans (Antwerp/BE), An Boudewyns, Paul Van de Heyning
Olivier M. Vanderveken (Edegem/BE)

17:15 From upper airway reconstruction to upper airway stimulation

P03

Sung ok Catherine Hong (Incheon/KR)
Stanley Yung-Chuan Liu (Stanford, CA/US)

17:20 Overlooked causes of PAP non-compliance for the otolaryngologist

P04

Aliya Ferouz-Colborn (Murrieta/US)

17:25 Effect of doctor and device manager on adherence with positive airway pressure therapy in Obstructive Sleep Apnea

P05

Hyoseok Seo, Seon Lin Kim, Sung-Dong Kim, Kyu-Sup Cho (Busan/KR)

17:30 Efficacy of intravenous ibuprofen vs. dexamethasone for treatment of pain for acute postoperative pain relief after septorhinoplasty

P06

Ozgur Kemal, Ayse Bel Cecen, Mustafa Tastan (Atakum/TR)

17:35 Success of nasal surgery in patients with Obstructive Sleep Apnea: Is the presence of allergic rhinitis relevant?

P07

Sung-Dong Kim, Hyoseok Seo, Kyu-Sup Cho (Busan/KR)

- 17:05–17:45
Terminal 2
Chairs
- Diagnostics in sleep**
- Silke Anna T. Weber (Botucatu/BR), Jin-Bu Ha (Daejoen City/KR)
- 17:05
P08
- The use of overnight pulse oximetry and phoniatrics parameters in the screening protocol of Obstructive Sleep Apnea
Yassin Bahgat (Alexandria/EG)
- 17:10
P09
- Computational fluid dynamic study in Obstructive Sleep Apnea patient: preliminary study
Jin-Bu Ha (Daejoen City/KR), Huiseok Kim, Wanju Lim
Seunghun Jung (Gwangju/KR), Dong Chang Lee (Daejoen City/KR)
- 17:15
P10
- Incidental findings on upper airway computed tomography images in patients with sleep-disordered breathing
Nam Yoon Jung, Woo Yong Bae, Eun-Ju Kang (Busan/KR)
- 17:20
P11
- Association between STOP-BANG and mallampati ccore in commercial drivers referred for health license
Reihaneh Heidari, Farzaneh Chavoshi, Arezu Najafi, Ania Rahimi
Maryam Saraei (Tehran/IR)
- 17:25
P12
- A game changer in diagnosing Obstructive Sleep Apnea (OSA): the ApneaGraph®Spiro
Magne Tvinnereim (Bergen/NO)
- 17:30
P13
- The influence of media technology on sleep habits
Silke Anna T. Weber, Camila Correa
Letícia Dominguez Campos (Botucatu/BR)
- 17:35
P14
- Routine snoring frequency analysis in home polygraphy gives valuable hints about vibration localisations in real life influencing treatment decisions
Robert Pavelka (Baden/AT)

- 17:05–17:45
Terminal 3
Chairs
- General OSA and drug-induced sleep endoscopy (DISE)
Gerlind Schneider (Jena/DE), Soo Kweon Koo (Busan/KR)
- 17:05
P15
- Comparison of jaw thrust maneuver effect between positional and non-positional Obstructive Sleep Apnea patient during DISE
Soo Kweon Koo, Young Joong Kim, Young Jun Kim
Ho Byung Lee (Busan/KR)
- 17:10
P16
- Characteristics of upper airway collapse assessed during drug-induced sleep endoscopy predicts response and deterioration under mandibular advancement device therapy
Olivier M. Vanderveken, Sara Op de Beeck, Marijke Deltjens
Annelies Verbruggen, Anneclaire Vroegop (Edegem/BE)
Evert Hamans (Antwerp/BE), Johan Verbraecken, Wilfried De Backer
Paul Van de Heyning, Marc Braem (Edegem/BE)
- 17:15
P17
- How to find out the best treatment of Obstructive Sleep Apnea?: evaluation of 100 Drug-induced sleep endoscopies (DISE)
Gerlind Schneider, Juliane Priesse (Jena/DE)
- 17:20
P18
- Does drug-induced sleep endoscopy predict surgical success of limited palatal muscle resection in patients with Obstructive Sleep Apnea?
Kyu-Sup Cho, Jae-Wook Kim, Sung-Dong Kim (Busan/KR)
- 17:25
P19
- Relevance of surgery for second-line treatment of Obstructive Sleep Apnea in Germany
Marcel Braun (Maple Grove, MN/US)
- 17:30
P20
- Carotid arterial calcium scoring using upper airway computed tomography on the Obstructive Sleep Apnea patient – clinical usefulness as the predictor of cerebrocardiovascular disease
Eun-Ju Kang, Woo Yong Bae, Nam Yoon Jung, Jae-Hoon Lee (Busan/KR)
- 17:35
P21
- Sonographic evaluation of anatomical variations in patients with Obstructive Sleep Apnea
Janik Karl, Benedikt Hofauer, Clemens Heiser (Munich/DE)
- 17:40
P22
- Regarding precision medicine it needs a new index for identifying those patients with Obstructive Sleep Apnea Syndrome (OSAS) who are really in need for effective treatment with respect to OSAS-associated comorbidities
Wilfried Böhning (Bad Lippspringe/DE)

- 17:05–17:45
Terminal 4
Chairs
- Soft palate and tongue base
- Chloé Kastoer (Edegem/BE), Minoru Kondo (Kashiwa/JP)
- 17:05
P23
- A preliminary study on the treatment of OSA by pterygoid hamulus suspend palatopharyngoplasty
- Xiangmin Zhang (Guangzhou/CN)
- 17:10
P24
- Predictive factors of pharyngeal surgery for Obstructive Sleep Apnea (OSA)
- Minoru Kondo (Kashiwa/JP), Shintaro Chiba (Kawasaki-city/JP)
- 17:15
P25
- Palate surgery from the patients' perspective – comparison of barbed reposition pharyngoplasty and relocation pharyngoplasty techniques using a post-operative palate surgery specific questionnaire
- Hung Tuan Lau, Rachel Leong, Terry Tan, Paul Mok (Singapore/SG)
- 17:20
P26
- Transoral endoscopic coblation tongue base resection not reduction: the robot simulator
- Ahmed Bahgat (Alexandria/EG), Claudio Vicini (Forli/IT)
- Yassin Bahgat (Alexandria/EG)
- 17:25
P27
- Modified tongue radiofrequency ablation in the treatment of OSAHS
- Xiangmin Zhang (Guangzhou/CN)
- 17:30
P28
- Hyoid expansion with titanium plate and screw with hyomandibular suspension – a study of human cadavers with computed tomographic comparative analysis
- Shaun Loh, Song Tar Toh (Singapore/SG)
- 17:35
P29
- Evaluation of radiofrequency ablation therapy for patients with sleep disordered breathing
- Chloé Kastoer (Edegem/BE), Valerio Fabiani (Rome/IT), Jolien Beyers Johan Verbraecken, Paul Van de Heyning (Edegem/BE)
- Mario Fabiani (Rome/IT), Olivier M. Vanderveken (Edegem/BE)

17:05–17:45

Upper airway stimulation and pediatrics

Terminal 5

Chairs

Markus Wirth (Munich/DE), Colin Huntley (Philadelphia, PA/US)

17:05

P30

Polysomnography outcomes following adenotonsillectomy in children with trisomy 21 – effects of weight and Obstructive Sleep Apnea severity

Cher (Xue) Zhao (Ann Arbor, MI/US)Israsena Woravipa (Ann Arbor, MI/US; Bangkok/TH)Fauziya Hassan, Jeffrey Stanley (Ann Arbor, MI/US)

17:10

P31

Obstructive sleep apnea in a patient with Prader-Willi Syndrome: case report

Catarina Lombo, Jorge Rodrigues, Alexandra Gomes, Patricia GomesPedro Salvador, Carlos Matos, Sérgio Caselhos, Rui Fonseca (Porto/PT)

17:15

P32

Selective upper airway stimulation – a surgeon related outcome analysis

Rakan Saadoun, Dominik A. Haas, Joachim T. MaurerUlrich J. Sommer (Mannheim/DE)

17:20

P33

Outcomes of upper airway stimulation at a high volume academic center

Colin Huntley, Karl Doghramji, Maurits Boon (Philadelphia, PA/US)

17:25

P34

Subpectoral implantation of the hypoglossal nerve stimulator: an effective technical modification in sleep apnea treatment

John Hines, Nicholas Deep, James Parish, Michael HinniStephen Bansberg (Phoenix, AZ/US)

17:30

P35

Emergence of cheyne-stokes breathing after hypoglossal nerve stimulator placement in two patients

Kathleen Sarber, Reena Dhanda-PatilStacey L. Ishman (Cincinnati, OH/US)

17:35

P36

Oops, it's the wrong nerve! Encountering the wrong nerve in hypoglossal nerve stimulation

Peter Baptista, Octavio Garaycochea, Juan AlcaldeCarlos Prieto (Pamplona/ES)

17:40

P37

Combining MMA and upper airway stimulation – When and why?

Ying-Chieh Hsu (Taipei/TW), Chris Gouveia, Audrey YoonStanley Yung-Chuan Liu (Stanford, CA/US)

12:40–13:25
Lecture hall B

Lunch symposium

Olympus Europa SE & Co. KG

Drug-induced sleep endoscopy – its role in the evaluation of upper airway obstruction and patient selection for radiofrequency surgery

OLYMPUS

12:40

Welcome

Bhik Kotecha (London/GB), Olivier M. Vanderveken (Antwerpen, Edegem/BE)

12:45

Drug-induced sleep endoscopy

Bhik Kotecha (London/GB)

13:00

RFITT treatment options in patient with sleep related breathing disorders

Olivier M. Vanderveken (Antwerpen, Edegem/BE)

13:15

Discussion

12:40–13:25
Lecture hall C

Lunch symposium

Sutter Medizintechnik GmbH

Radiofrequency treatment of snoring and mild sleep apnea – is it still relevant?



Speakers

Kurt Tschopp (Liestal/CH)

Wish Banhiran (Bangkok/TH)

Visit our
Lunch
Symposium



ACCURATE DIAGNOSIS, SAFE AND EFFICIENT TREATMENT
Sleep Endoscopy and Treatment of Snoring and Mild to Moderate OSAS

OLYMPUS

OLYMPUS EUROPA SE & CO. KG

Postbox 10 49 08, 20034 Hamburg, Germany | Phone: +49 40 23773-0 | www.olympus-europa.com

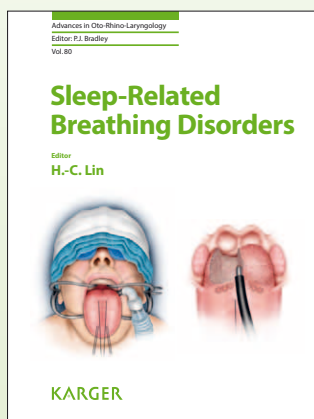
A multidisciplinary approach
by leading international experts

Sleep-Related Breathing Disorders

Editor: **Hsin-Ching Lin**

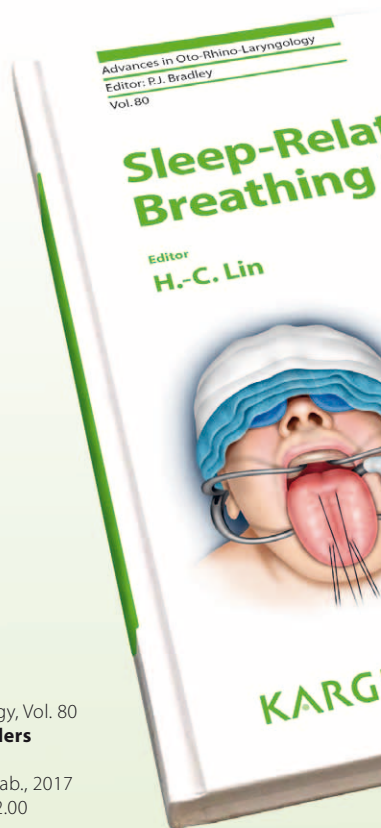
Many sleep-related breathing disorders (SRBD), especially obstructive sleep apnea, originate from upper airway abnormalities. The connection to cardio- and cerebrovascular comorbidities is significant and the impact on the general health of patients is noteworthy. In recent years, important advances have been made in the research, diagnosis, and treatment of SRBD due to a multidisciplinary approach.

This volume incorporates contributions in which the efforts and expertise of more than thirty outstanding experts are shared. It provides a concise, practical, and comprehensive review of sleep medicine and will enable researchers and physicians to stay updated on the latest developments.



Advances in Oto-Rhino-Laryngology, Vol. 80
Sleep-Related Breathing Disorders
Editor: **Lin, H.-C.** (Kaohsiung)
XII + 160 p., 45 fig., 19 in color, 14 tab., 2017
CHF 163.00 / EUR 152.00 / USD 192.00
ISBN 978-3-318-06064-5
e-ISBN 978-3-318-06065-2

For the full contents and easy
ordering please go to:
www.karger.com/adorl





Registration

Registration for the conference is required. Please register online at www.issm-munich.com. Registration can also be made via fax or mail.

Registration fees	Late registration until 25 March	On-site registration from 26 March
Member ISSM/DGSM/DG HNO	450 EUR	500 EUR
Non-member	550 EUR	600 EUR
Residents*	325 EUR	350 EUR
Medical students*/ Allied health professionals*	225 EUR	250 EUR

Pre courses 5 April

09:00–16:00

Training in upper airway stimulation with 3D live-implant 100 EUR

09:00–13:00

Training and cases in decision making:
Which treatment is suitable for which patient 50 EUR

09:30–15:30

DISE – Training course 100 EUR

Social program

Historical city tour (4 April) 15 EUR

Guided beer tour (5 April) 35 EUR

Social evening in the “Hofbräukeller München” (6 April) 50 EUR

* Please provide proof of status via fax +49 3641 31 16-244 or e-mail registration@conventus.de and quote ISSM 2018



General terms and conditions

Please find our general terms and conditions at www.issm-munich.de.



Payment and confirmation of payment

An invoice or confirmation of registration will be sent to you via postal or electronic mail within 14 days. This invoice is a valid invoice which may be submitted to the local tax and revenue office. All fees are due upon receipt of invoice/registration confirmation. Payment transfers must include participant's name and invoice number. Payment is also accepted by credit card (Master-/Eurocard, American Express, VISA). In the case that you have transferred the registration fee shortly before the start of the congress, (up to 10 days prior to congress opening), we would like to ask you to please present your transfer remittance slip onsite.



Polygraphy at a new level.

MiniScreen premium

HOSPITAL

HEMOCARE

DIAGNOSTICS

Löwenstein Medical
Arzbacher Straße 80
56130 Bad Ems - Germany

Telephone: + 49 26 03/96 00-0
Fax: +49 26 03/96 00-50
Internet: hul.de



Self check-in

The self check-in is located next to the check-in. In case of full and timely payment by 26 March, you will receive your personal QR code via e-mail for a fast and easy self check-in.

Please bring your QR code either printed or on your smartphone to the conference. Your name badge also provides access to the scientific sessions and to the industrial exhibition. Therefore, please wear your name badge during the whole conference.



Accommodation

We have reserved a contingent of rooms at special rates in different categories. Please quote the special conference booking code "ISSS 2018" when booking to benefit from the special conference rates. Conventus acts as an intermediary for hotel reservations and therefore assumes no liability for reservations. Changes and cancellations have to be addressed to the according hotels directly. The cancellation terms of the individual hotels apply.

Further information on accommodation is provided at www.issm-munich.com/travel-hotels/hotels



Certification

An application was submitted to the European Accreditation Council for Continuing Medical Education (EACCME) for European CME credits (ECMEC).

The conference is accredited by the "Bavarian State Chamber of Physicians" as follows:

5 April	Category B	3 Points
6 April, 09:00–13:25	Category B	3 Points
6 April, 13:30–18:10	Category B	3 Points
7 April	Category B	3 Points



Proof of attendance

For certification you must provide proof of attendance. Therefore please scan your QR code from your name badge at the certification counter, on-site every day at the conference. **On the 6 April you have to scan twice, in the morning and in the afternoon.**

For the CME points of the **German State Chambers of Physicians** please enter your EFN number within the registration or send it to us via e-mail at registration@conventus.de. The points will be transferred to the Bavarian State Chamber of Physicians electronically.



Certificate of attendance and evaluation

You will receive a link for the online evaluation one week after the conference. As soon as your evaluation is finalized you will be able to download your certificates.

Since 1983, **Heinemann Medizintechnik** is one of the leading equipment providers in **ENT medical technology**



www.heinemann-ent.de

G. Heinemann Medizintechnik GmbH

Leibnizstraße 13-15 • D-24568 Kaltenkirchen, GERMANY

T: +49 4191-95379-0 • F: +49 4191-9537937 • info@heinemann-ent.de

GENERAL INFORMATION



Cloakroom

The coat and luggage room at the meeting (in Pavillon) is free and not guarded. Please be aware that we assume no liability for any loss or stolen items.



Opening hours

	Thursday, 5 April	Friday, 6 April	Saturday, 7 April
Industrial exhibition		10:15–18:00	10:15–15:30
Check-in	08:00–15:00	08:15–18:00	08:30–15:30
Media check-in	08:15–15:00	08:15–18:00	08:30–15:30



Internet corner and WIFI access

WIFI is available for free throughout the whole conference area. You will receive the login details on-site.



Industrial exhibition

A specialized industrial exhibition accompanies the conference. The exhibitors are looking forward to welcoming you and to present their comprehensive range of innovative products.

For a detailed layout of the exhibition plan see page 51. Please note that sponsors and exhibitors take essential credits for making this conference possible.



Publication of abstracts

All abstracts will be available online at the conference website www.issm-munich.com.



Membership

Become an ISSM member or renew your membership and profit from a reduced registration fee at ISSM meetings. More information at the check-in.



Conference app

We offer a conference app for iPhone, iPad, Android smart phones and tablets.



The app includes:

- the entire program at a glance
- daily updates of the program
- a feature for your own congress planning
- further information about the conference
- evaluation of speaker and the entire congress
- a map of the venue
- the complete list of exhibitors



You can install it via AppStore and playStore. Search for „SynopticCon“ and download the congress on your mobile device. Or easily scan the matching QR-Code.



Success through
versatile
solutions

As a full-service PCO, we provide you with intelligent and innovative solutions in an advisory and implementing manner.



Session planner

For current detailed information regarding the scientific program please have a look at our session planner at programm.conventus.de/iss2018. Compose your individual program and review it at any time on your way.



Catering

In the coffee breaks we offer coffee, tea, beverages and sweets free of charge in the industrial exhibition.

During lunch symposia on Friday lunch bags will be provided by the hosting companies.



Service for impaired people

All rooms are accessible by wheelchair.



Travel planning

By plane

Lufthansa Group |  **Lufthansa**  **myAustrian**  **brussels airlines**  **Eurowings**  **SWISS**

We offer special prices and conditions to participants, visitors, exhibitors and invited guests. To make a reservation, please use www.lh.com/event-flight-booking and enter the access code **DEZJWRD** in the “Access to Your Special Lufthansa Offer” area. This will open an online booking platform that will automatically calculate the discount offered or provide you with an even better offer if another promotional fare is available.

From airport to the conference venue:

Munich Airport is about 30 kilometers outside of the city. From the airport, use the tram S8 to the stop “Munich Ostbahnhof”. There you change to the subway line U5 directing to “Laimer Platz” and drive one stop to “Max-Weber-Platz”. Alternatively, you can go by taxi: Taxis are leaving directly in front of the terminal. Your journey by taxi will take about 45 minutes and cost approx. 70 to 80 EUR. Also “Uber” is available, but keep in mind, prices can be high due to a small amount of cars, which are available.

From airport to the conference hotels:

Munich Airport is about 30 kilometers outside of the city. From the airport, use the tram S8 to the stop “Rosenheimer Platz”. If you get out of the train, use the right elevator to “Gasteig/Deutsches Museum”. Alternatively, you can go by taxi: Taxis are leaving directly in front of the terminal. Your journey by taxi will take about 45 minutes and cost approx. 70 to 80 EUR. Also “Uber” is available, but keep in mind, prices can be high due to a small amount of cars, which are available.



Travel by train – Conventus event ticket



The best way to get there.

Pay as little as 49.50 EUR (one-way) with the event ticket.

An excellent offer for journeys within Germany: use sustainable transport and relax while you travel. Get the best price ticket with Deutsche Bahn. That special extra for you. Your event ticket at a single nationwide price, available at every DB station.

Event ticket for a single journey, for use only on one specific connection (subject to availability)

Second class 49.50 EUR
First class 79.50 EUR

Event ticket for single journey, for use on all connections (always available)

Second class 69.50 EUR
First class 99.50 EUR

Book your ticket online now and to get the guaranteed lowest price.

More information here: www.iss-munich.com/travel-hotels/travel



Public transportation from the main station to the venue

From City central station please use metro line "U4-Arabbellapark" or „U5-Neuperlach“. Your journey from the central station to the venue will take approximately 6 minutes. Please exit at "Max-Weber-Platz" and follow the Einsteinstrasse to the lecture building with the red roof.



By car

Please note: there are hardly any parking spaces available.

We recommend traveling by public transport, the use of Park & Ride (for example Olympiazentrum, Freimann) or please ask for a parking garage in your hotel.

Public transport (Stop Max-Weber-Platz)

Subway U4, U5

Bus 91, 191, 192

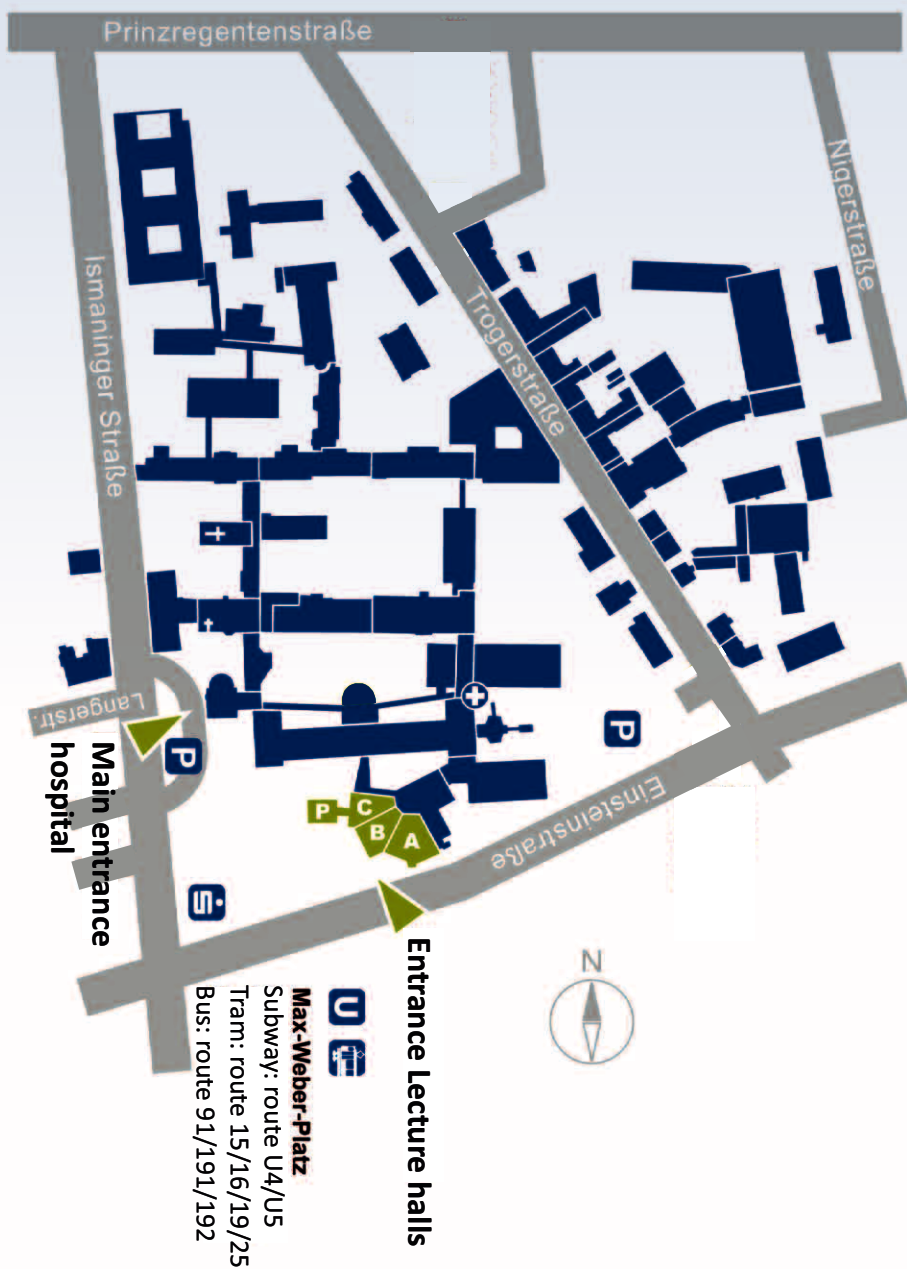
tram 15/16/19/25



Parking

- Parking garage Hofbräukeller (5 min by feet)
Innere Wiener Str. 19, Day-ticket approx. 17.50 EUR, open 24 hours
- Parking garage Gasteig (15 min by feet)
Rosenheimer Str. 5, Day-ticket approx. 22 EUR, open from 6:30–24:00
- Parking garage City Hilton (15 min by feet)
Rosenheimer Str. 15, Day-ticket approx. 22 EUR, open 24 hours

MAP OF THE VENUE



© Klinikum rechts der Isar

Submission of a presentation/Technical information

The presentation should be prepared as PDF, MS Office PowerPoint for Windows or key for Macintosh DVD in format 4:3.

A presentation notebook with a PDF reader and MS Office PowerPoint 2016 will be provided. The use of personal notebooks is possible upon agreement.

However, it may interrupt the flow of the program in the lecture hall. Please provide an adapter for VGA if necessary. To guarantee a smooth running program please upload your presentation in due time – at least 2 hours before your presentation is scheduled to start.

Should you wish to use non-digital equipment, please contact us at iss-munich@conventus.de. Technical support will be provided in each lecture hall.

Presentation upload

The media check-in for uploading your presentation is located left to the main entrance in the “Pavillon”.

For submission, please use a USB flash drive, CD or DVD disc that is not protected by any software. Professional staff and equipment will be available for you to arrange and preview your presentation.

Time allocation

Please prepare your presentation for the allotted amount of time. Chairs and moderators may interrupt should you overrun your time limit.

Short talk presentation should prepare a 10 minutes talk (including 3 minutes for discussion). ePoster must be uploaded before the conference starts.

ePoster session

Each author is asked to upload his/her ePoster presentation online to our abstract system as electronic version (ePoster) before the conference starts. On-site all ePosters will be accessible on screens throughout the entire conference. Presentations have to be limited to 5 minutes including 3 minutes for discussion.

Please comply with the following technical requirements:

- File: JPG or PDF
- Format: vertical, 9:16
- Resolution: 2160x3840, 72 dpi

SPONSORS, EXHIBITORS AND MEDIA COOPERATION

Sponsors

Platinum sponsors

Heinemann Medizintechnik GmbH (Kaltenkirchen/DE)



ImThera Medical (San Diego, CA/US)



Inspire Medical System Inc. (Maple Grove, MN/US)



Silver sponsor

Löwenstein Medical GmbH & CO. KG (Bad Ems/DE)



Bronze sponsor

OLYMPUS EUROPA SE & Co. KG (Hamburg/DE)



Further sponsors

Tomed GmbH (Cologne/DE)

ZEISS (Oberkochen/DE)

Exhibitors

Alaxo GmbH (Frechen/DE)
 Heinemann Medizintechnik GmbH (Kaltenkirchen/DE)
 ImThera Medical (San Diego, CA/US)
 Inspire Medical System Inc. (Maple Grove, MN/US)
 Karl Storz GmbH & Co. KG (Tuttlingen/DE)
 Löwenstein Medical GmbH & CO. KG (Bad Ems/DE)
 Neuwirth Medical Products GmbH (Obernburg/DE)
 Nightbalance BV (The Hague/NL)
 OLYMPUS EUROPA SE & Co. KG (Hamburg/DE)
 Smith & Nephew (Orthopaedics AG) (Baar/CH)
 SOMNOMedics GmbH (Randersacker/DE)
 Sutter Medizintechnik GmbH (Freiburg i. Br./DE)
 XION GmbH (Berlin/DE)

Booth number

6
 1
 4
 10
 17
 3
 7
 14
 12
 5
 11
 9
 8

Media cooperation

Springer-Verlag GmbH (Heidelberg/DE)

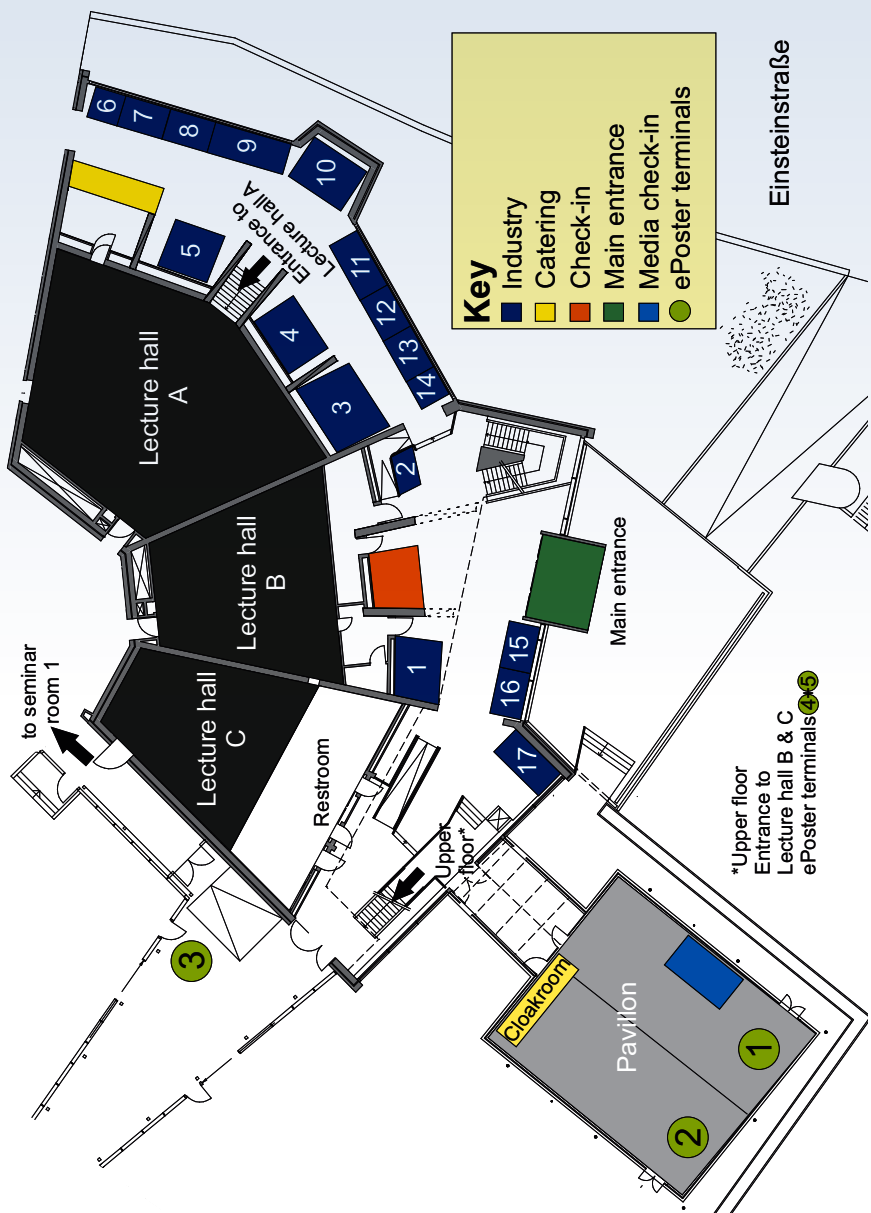
„HNO NACHRICHTEN“

„Sleep and Breathing“

S. Karger AG (Basel/DE)

„Journal for Oto-Rhino-Laryngology,
 Head and Neck Surgery“

State at printing



Wednesday, 4 April

Historical city tour

A classical sightseeing tour through the city of Munich with a tour guide. Discover beautiful places and the lovely, historical city during your stay. Marienplatz, Frauenkirche, Residenz or Viktualienmarkt – you will see all the typical attractions of the city and even more. In addition to interesting facts, a main focus is on many amusing and surprising anecdotes that make the Bavarian state capital so special.

Time	10:00–12:00
Meeting point	Fischbrunnen (fountain) at Marienplatz 80331 München
Price	15 EUR



© azureus70 | Fotolia.com

Thursday, 5 April

Guided beer tour

“Drink this to repentance” the Pope once said about the Bavarian Starkbier. So let's have a beer tasting with 3 different beers and Brezn. Where else to go if not Munich? Here they got beer museums, beer palaces and even beer fountains. Your guide will provide you with history and social information worth knowing and entertaining the city tour. Even local Munich citizens may see many familiar corners and places differently afterwards.

Time	17:00–19:00
Meeting point	Fischbrunnen (fountain) at Marienplatz 80331 München
Price	35 EUR



© Alexander Raths | Fotolia.com

Friday, 6 April

Social evening in the “Hofbräukeller München“

Enjoy a social evening with colleagues and friends in the „Hofbräukeller München“ at the Isarhochufer between the Maximilianeum and German museums. The venue used to be a deposit for several breweries in the 18th century. Now it attracts with its bavarian and international specialities. Allow yourself a good German beer and come together for a fantastic evening with interesting conversations by delicious bavarian food. Meet the experts personally and talk to them directly. We are looking forward to welcoming you!

Time	19:00–23:30
Venue	Hofbräukeller Innere Wiener Straße 17, 81667 Munich
Price	50 EUR
Distance to venue	500m
Dress code	dirndl dress or lederhose (not obligatory)



© Hofbräukeller München



4 issues/year

Electronic access
link.springer.com

Subscription Information
springer.com/librarians

Submit Now!
<http://www.editorialmanager.com/slbr/>

Sleep and Breathing

International Journal of the Science and Practice of Sleep Medicine

Editors-in-Chief: F.R. Almeida; A. Eliasson; T. Penzel

- Reflects the state of the art in the international science and practice of sleep medicine
- Official Journal of the Australasian Academy of Dental Sleep Medicine (AustADSM), the European Academy of Dental Sleep Medicine (EADSM), the Japanese Academy of Dental Sleep Medicine (JADSM), and the Korean Academy of Dental Sleep Medicine (KADSM)
- Average time from submission to 1st decision (2017): 46 days
- Total journal usage (2017): >150,000 downloads
- Publish Open Access at no cost! Springer Compact is now available to authors of Original Articles, Review Articles and Brief Reports that are based at participating institutions in the UK, the Netherlands, Austria, Sweden, and the Mac Planck institutes*

Sleep and Breathing reflects the international state of the science and practice of sleep medicine. The journal is founded on the recognition that management of sleep disorders requires a multi-disciplinary approach and diverse perspectives. Sleep and Breathing presents timely and original peer-reviewed studies on the management of the upper airway during sleep.

The journal presents cutting edge information on common sleep disorders and disruptions, including insomnia and shift work. Coverage includes patient studies, and studies that emphasize the principles of physiology and pathophysiology or illustrate novel approaches to diagnosis and treatment. In addition, the journal features articles describing patient-oriented and cost-benefit health outcomes research. It is dedicated to making the most important developments in sleep disordered breathing easily accessible to all who treat sleep apnea, presenting well-chosen, well-written, and highly organized information that is useful in patient care.

Impact Factor: 2.288 (2016), Journal Citation Reports®

On the homepage of [Sleep and Breathing](http://SleepandBreathing.springer.com) at springer.com you can

- ▶ Sign up for our Table of Contents Alerts
- ▶ Get to know the complete Editorial Board
- ▶ Find submission information



*For further details on the available Springer Compact agreements, visit: <https://www.springer.com/gp/open-access/springer-open-choice/springer-compact>

INDEX OF AUTHORS AND CHAIRS

A

Abrams, N.	19
Afrashi, A.	29
Alcalde, J.	37
Amirali, A.	16
Azman, M.	20, 26, 28

B

Backer, De, W.	29, 35
Bae, W. Y.	34, 35
Bahgat, A.	36
Bahgat, Y.	27, 28, 34, 36
Banhiran, W.	38
Bansal, S.	20
Bansberg, S.	37
Baptista, P.	12, 31, 37
Barros, J.	23
Bartier, S.	24
Baudouin, R.	29
Bauer, A.	20
Bauer, J.	23
Bautz, M.	19
Beek, van de, M.	26
Benoist, L.	27
Beyers, J.	19, 28, 29, 36
Bilde, A.	25
Birk, R.	29
Blumen, M.	15, 24, 29
Böhning, W.	35
Bonitz, L.	23
Boon, M.	19, 20, 21, 24, 37
Bosco, G.	16, 31
Bosco Morales, M. G.	31
Boudewyns, A.	29, 33
Braem, M.	26, 29, 33, 35
Braun, M.	35
Broda, M.	28
Bucci, A.	17
Burihan Cahali, M.	31
Butt, T.	20
Buyny, L.	19
Buzzard, J.	16

C

Cammaroto, G.	23, 31
Capasso, R.	18
Carioli, D.	33
Carrasco-Llatas, M.	13, 15, 27
Caselhos, S.	37
Catalano, P.	16
Cecen, A. B.	33

G

Garaycochea, O.	37
García, L. A.	28, 32
Gastel, Van, A.	29
Gerek, M.	22
Gerwel, A.	15, 28
Gillespie, B.	24
Gobbi, R.	23, 31
Goltz, J.-P.	19
Gomes, A.	37
Gomes, P.	37
Gouveia, C.	37
Guanaes Simões Formigoni, G.	31

H

Ha, J.-B.	34
Haas, D. A.	29, 37
Hamans, E.	33, 35
Hammering, A.	25
Haruna, S.	30
Hassan, F.	37
Hasselbacher, K.	19
Hassfeld, S.	23
Heidari, R.	34
Heiser, C.	12, 14, 19, 20, 31, 32, 35
Hemmert, W.	31
Herzog, M.	14, 24, 37
Hildebrandt, A. M.	25
Hines, J.	37
Hinni, M.	37
Hofauer, B.	12, 19, 20, 24, 35
Hoff, P.	20
Hogenesch, J.	32
Hohenhorst, W.	13, 31
Hong, S. o. C.	33
Hopp, M.	19, 20, 21, 26
Hörmann, K.	14, 21, 27
Hsieh, W.-Y.	25
Hsu, Y. S.	25
Hsu, Y.-C.	37
Hunt, P.	20
Huntley, C.	17, 20, 37

I

Ishman, S. L.	14, 19, 30, 32, 37
---------------	--------------------

J

Janoske, U.	23
Janott, C.	31
Jennum, P. J.	25
Jung, N. Y.	34, 35
Jung, S.	34

K

Kang, E.-J.	34, 35
Kang, M.	16
Karl, J.	35
Kastoer, C.	26, 29, 36
Kazue Nagahashi Marie, S.	31
Kemal, O.	33
Kent, D.	20
Kezirian, E.	21, 24
Kiemle Trindade, S. H.	23
Kim, H.	34
Kim, J.-W.	35
Kim, S. L.	33
Kim, S.-D.	33, 35
Kim, Y.	16
Kim, Y. Jo.	35
Kim, Y. Ju.	35
King, E.	26
Kiaer, E. K.	25
Kondo, M.	36
König, I. R.	19
Konopka, W.	15, 28
Koo, S. K.	35
Kosai, N. R.	20
Kotecha, B.	22, 38
Koutsourelakis, I.	17
Kühnel, T.	18

L

Lam, D.	34
Lau, H. T.	36
Lee, D. C.	34
Lee, H. B.	35
Lee, J.-H.	35
Lehnert, H.	19
Leong, R.	36
Li, C.	19
Lim, W.	34
Lim, W. S.	20
Lima, I.	23
Lin, C.-H.	18
Lin, H.-C.	22
Little, R.	27
Liu, S. Y.-C.	16, 25, 33, 37
Liu, T. J.	25
Loh, S.	36
Lombo, C.	37
Loo, L. Y.	28
Lugo-Saldaña, R.	22

M

Maanen, van, P.	27
Macarthur, C.	26
MacKay, S.	27
Magherra, R. G.	20
Mantero, M.	33
Mantovani, M.	33
Marão, A. C.	23
Marinescu, A.	28
Marra, M.	33
Martínez-Ruiz de	13, 14, 17, 29, 37
Apodaca, P.	23, 31
Masiyev, H.	15, 28
Mat Baki, M.	20, 26, 28
Matos, C.	37
Maurer, J. T.	37
Meccariello, G.	23, 31
Michalik, M.	15, 28
Mickelson, S.	17, 21
Milczuk, H.	26
Mitchell, R. B.	30
Mohamed, A. S.	26, 28
Mok, P.	36
Montano, N.	33
Montesdeoca, N.	25
Montevicchi, F.	22, 23, 31
Mueller, C.	23
Mullen, M.	20
Muñoz, G.	28, 32
Møller, C.	25

N

Nadjmi, N.	26
Najafi, A.	34
Nakajima, I.	18, 30
Neirinckx, T.	26
Netzer, N.	19

O

O'Connor, C.	31
Olszewska, E.	18
Önerci, M.	27
Op de Beeck, S.	26, 35
Özer, S.	27
O'Connor, P.	18

P

Pandit, V.	31
Pang, K. P.	14, 21, 31
Parish, J.	37
Park, C. S.	18
Park, J.-O.	16

Park, S. K.	16
Pavelec, V.	22
Pavelka, R.	25, 26, 34
Penzel, T.	17
Pérez-Martín, N.	16, 31
Philip, P.	17
Pignataro, L.	33
Pinto, J. A.	28
Pirsig, W.	21
Plaza Mayor, G.	16, 31
Praveena, C.	20
Priese, J.	35
Prieto, C.	37
Pugachev, A.	23

Q

Qian, K.	31
Qualickuz Zanan, N. H.	26
Quintanilla-Dieck, L.	26

R

Raaff, de, C.	14
Rahimi, A.	34
Raju, A.	28
Randerath, W.	17
Rashwan, M. S.	31
Ravesloot, M.	15, 19, 23, 26
Rodrigues, J.	37
Rogers, G.	32
Rohde, K.	19
Romano, M.	33
Rombaux, P.	17
Rossi, D.	33
Rotenberg, B.	17, 21
Rubek, N.	25

S

Saadat, D.	19, 20, 26
Saadoun, R.	37
Salvador, P.	37
Sanders, I.	15, 16
Sani, A.	20, 26, 28
Saraei, M.	34
Sarber, K.	37
Saß, M. C.	20
Schmid, S.	19
Schmidt, R.	32
Schmitt, M.	31
Schneider, G.	35
Schuller, B.	31
Sebastian, S. K.	16

INDEX OF AUTHORS AND CHAIRS

		U		X	
Seo, H.	33	Ubirajara Sennes, L.	31	Xu, J.	29
Singh, B.	16	Upender, R.	20	Xu, J.	21
Smith, D.	31, 32				
Sommer, J. U.	29, 37	V		Y	
Song Tar, T.	18	Heyning, Van de, P.	19, 26, 29,	Yaremchuk, K.	18
Soon, S. R.	20, 28		33, 35, 36	Ye, J.	27, 29
Soose, R.	24	Vanderveken, O. M.	12, 19, 25, 26	Yildiz, F.	25
Spector, M.	20		29, 33, 35, 36, 38	Yin, G.	27, 29
Stanley, J.	37	Verbraecken, J.	15, 19, 26, 29, 35, 36	Yoon, A.	16, 37
Steffen, A.	12, 19, 24	Verbruggen, A.	35		
Stuck, B. A.	13, 15, 29	Verse, T.	12, 13, 14, 21, 22, 32	Z	
Su, W.-K.	25	Vicini, C.	17, 23, 31, 36	Zainuddin, K.	26
Sulman, C.	27	Vito, De, A.	13, 15, 23, 31	Zancanella, E.	14
Süslü, A. E.	27	Volder, De, I.	29	Zhang, L.	20
Suurna, M. V.	17, 19, 21, 32	von Allmen, D.	32	Zhang, X.	15, 16, 36
Sze Yin, N.	20	von Buchwald, C.	25	Zhang, Yue.	31
Sørensen, H. B.	25	Vonk, P.	19, 23, 26, 27	Zhang, Yuh.	27, 29
		Vries, de, N.	13, 19, 23, 25, 26, 27	Zhang, Z.	31
		Vroegop, A.	33, 35	Zhao, C.	20, 37
T				Zhu, Z.	20
Taflin, N.	20				
Tagliarini, J. V.	23	W			
Tan, T.	36	Wan Putih, S. E.	26		
Tastan, M.	33	Weaver, E.	22		
Thaler, E.	22	Weber, S. A. T.	23, 30, 34		
Thirunavukarasu, V.	20, 28	Wendler, O.	23		
Tobaldini, E.	33	Wiater, A.	14		
Toh, S. T.	22, 36	Willemen, M.	19		
Traxdorf, M.	23	Windjäger, A.	19		
Treutlein, E.	23	Wirth, M.	12, 19, 37		
Trojsi, R.	33	Woehrl, H.	17		
Tschopp, K.	38	Wollenberg, B.	19		
Tvinnereim, M.	34	Woodson, B. T.	18		
Tønnesen, P.	25	Woravipa, I.	37		
		Wozny, A.-S.	19		

Bavarian Restaurants

Wirtshaus In Der Au

Lilienstrasse 51 | 81669 Munich

Distance to the venue: 1.3 km (17 minutes by feet)

Phone: +49 89 44 81 400 | www.wirtshausinderau.de

In this beautiful city, you will find one of the oldest Bavarian alehouses in Munich – definitely, worth a visit: In 1901, the renaissance building housed its first pub. The popular local comedian and actor, Karl Valentin, who was born in the area – the “Au” – and who was a regular at the “Wagner Bräus” at that time, was one of the first to drink the “Auer Kraft-beer” and seemed to like it quite a lot.

It was not until 1993, however, that this natural, honest, Bavarian charm once again found its way into the beautiful building, when the “Wirtshaus in der Au” opened its doors for friends, foreigners, and neighbours, and ever since then, whether young or old, everyone is welcome! With its Paulaner beer, a happy, friendly, and witty team, and an authentic Bavarian cuisine, where the chefs still cook with all their sweat and tears. The “Wirtshaus in der Au” soon became one of the most popular alehouses of the area – with its beer garden, bar, Jazz-Bavarian breakfast and Munich’s biggest potato dumpling.

Augustiner Keller

Arnulfstrasse 52 | 80335 Munich (near main station)

Distance to the venue: 3.9 km

Phone: +49 89 59 43 93 | www.augustinerkeller.de

At the Augustiner Keller, you can enjoy a traditional cosy atmosphere combined with food of the highest quality all year round. From the extremely cosy Bierstüberl to the large Festsaal hall, as well as the Lagerkeller with its unique vaults located eight meters underground, this historic building has various spaces and rooms to suit a wide range of preferences and occasions. We specialise in traditional Bavarian cuisine, which we complement with international specialities, light snacks and vegetarian dishes.

Schneider Bräuhaus

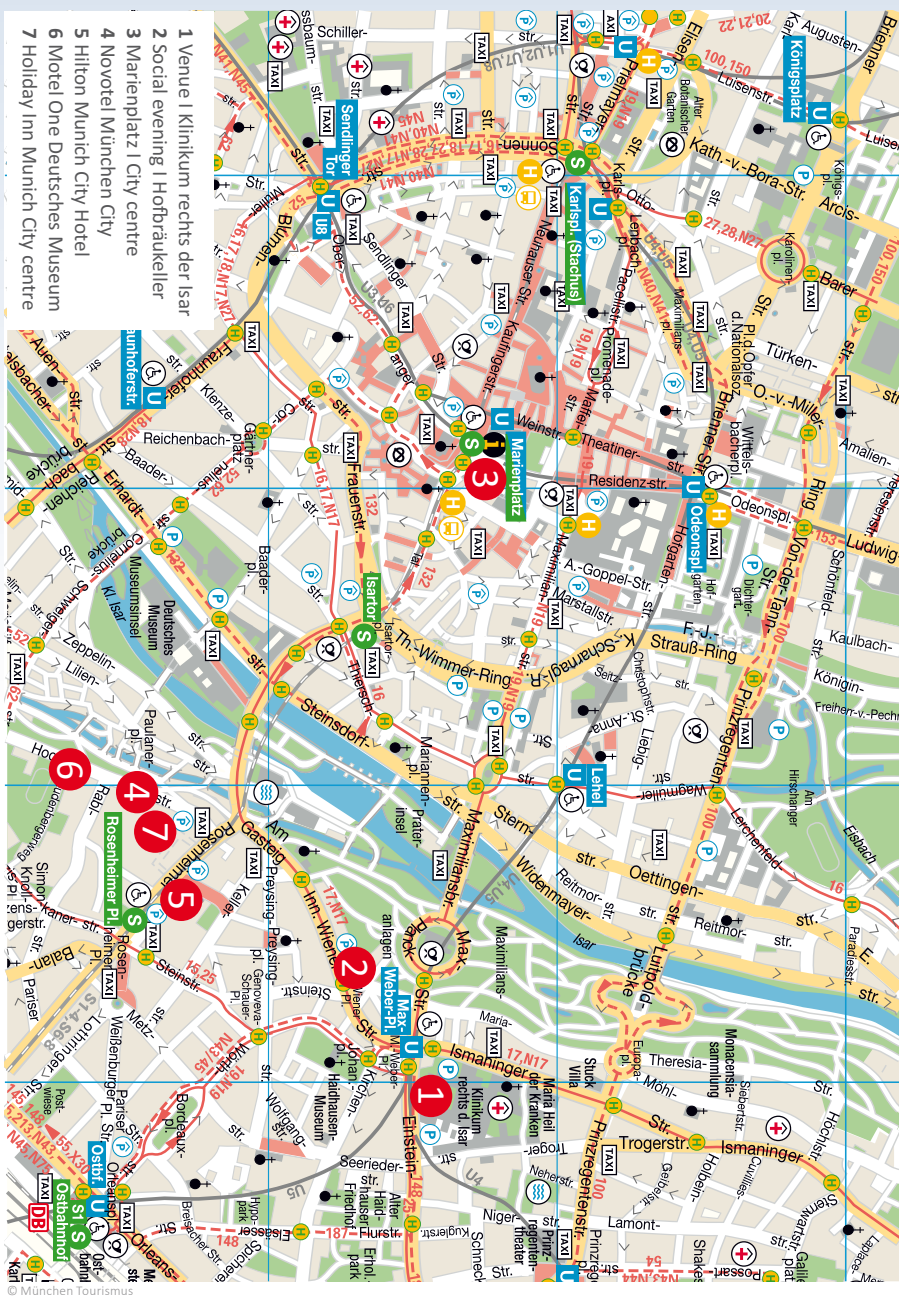
Tal 7 | 80331 Munich

Distance to the venue: 1.9 km (24 minutes by feet)

Phone +49 89 29 01 38-0 | www.schneider-brauhaus.de

The Bräuhaus is a very traditional and rustic tavern. It has a lot of traditional Bavarian food as the “white sausages”, “lungs” and also “sweetbread” and “calf brain”. But also normal traditional foods can be found on their menu.

More restaurants recommendations can be found on our message board on-site.





Struggling
with CPAP?

Inspire Therapy!
A mask-free sleep
apnea solution.

Don't accept CPAP Intolerance! Inspire Therapy.
A breakthrough sleep apnea treatment that works
inside the body with the natural breathing process.
No mask, no hose, no noise. Learn more about the
alternative OSA treatment here or visit
www.inspiresleep.com



LivaNova

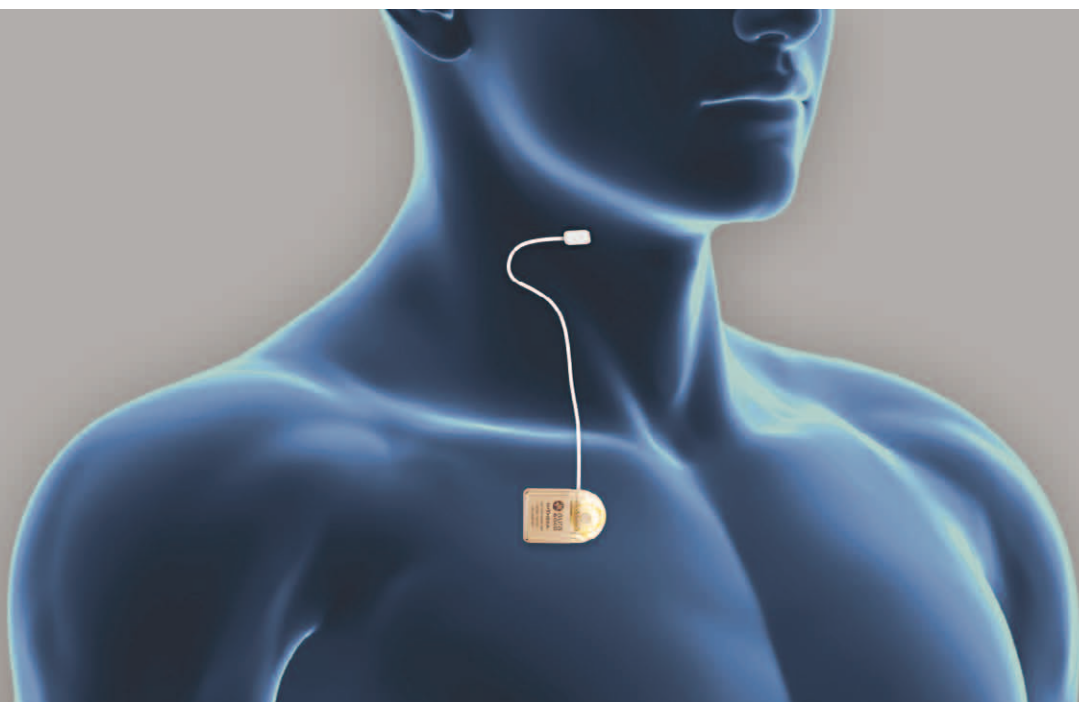
Health innovation that matters



IMTHERA

Freedom to Sleep. Freedom to Live.

Small Device • Simple Surgery
Multi-Muscle Tone



ImTheraMedical.com